

# Spelling Shed

Spelling Scheme of Work



Stage 4



Welcome to The Spelling Shed Year 4 scheme of work.



Spelling Shed

What is included?

- 36 weekly spelling lists (See contents) each based on National Curriculum spelling rules.
- For each list, you will find the following resources:
  - One 20 – 30 minute lesson plan.
  - Resources to aid the delivery of the lesson.
  - One spelling practice sheet.
  - One homework sheet.

# Spelling lists – Stage 4



1. Spelling Rules: These words are homophones or near homophones. They have the same pronunciation but different spellings and/or meanings.
2. Spelling Rules: The prefix 'in-' can mean both 'not' and 'in/into.' In these spellings the prefix 'in-' means 'not.'
3. Spelling Rules: Before a root word starting with l, the 'in-' prefix becomes 'il-'. Before a root word starting with r the prefix 'in-' becomes 'ir-'
4. Spelling Rules: The prefix 'sub-' which means under or below.
5. Spelling Rules: The prefix 'inter-' means between, amongst or during.
6. Challenge Words
7. Spelling Rules: The suffix '-ation' is added to verbs to form nouns.
8. Spelling Rules: The suffix '-ation' is added to verbs to form nouns.
9. Spelling Rules: Adding -ly to adverbs. Remembering words ending in '-y' become '-ily' and words ending in '-le' become '-ly.'
10. Spelling Rules: Adding '-ly' to to turn an adjective into an adverb when the final letter is 'l.'
11. Spelling Rules: Word with the 'sh' sound spelled ch. These words are French in origin.
12. Challenge Words
13. Spelling Rules: Adding the suffix '-ion.' When the root word ends in 'd,' 'de' or 'se' then the suffix '-ion' needs to be '-sion.'
14. Spelling Rules: Adding the suffix '-ous.' Sometimes the root word is obvious and the usual rules apply for adding suffixes beginning with vowel letters. Sometimes there is no obvious root word though.
15. Spelling Rules: The suffix '-ous.' The final 'e' of the root word must be kept if the sound of 'g' is to be kept.
16. Spelling Rules: The 'ee' sound spelled with an 'i.'
17. Spelling Rules: The suffix '-ous.' If there is an 'ee' sound before the '-ous' ending, it is usually spelled as i, but a few words have e.
18. Challenge Words
19. Spelling Rules: The 'au' digraph
20. Spelling Rules: The suffix '-ion' when the root word ends in 't' or 'te' then the suffix becomes '-tion.'
21. Spelling Rules: The suffix '-ion' becomes '-ssion' when the root word ends in 'ss' or 'mit.'
22. Spelling Rules: The suffix '-cian' used instead of '-sion' when the root word ends in 'c' or 'cs'
23. Spelling Rules: Adding '-ly' to create adverbs of manner. These adverbs describe how the verb is occurring.
24. Challenge Words
25. Spelling Rules: Homophones – words which have the same pronunciation but different meanings and/or spellings.
26. Spelling Rules: The /s/ sound spelled c before 'i' and 'e'.
27. Spelling Rules: Some words have similar spellings, root words and meanings. We call these word families. 'sol word family' and 'real word family'
28. Spelling Rules: Some words have similar spellings, root words and meanings. We call these word families. 'phon word family' and 'sign word family'
29. Spelling Rules: Prefixes – 'super-' 'anti' and 'auto.'
30. Spelling Rules: The prefix bi- meaning two.
31. Revision – spelling rules we have learned in Stage 4.
32. Revision – spelling rules we have learned in Stage 4.
33. Revision – spelling rules we have learned in Stage 4.
34. Revision – spelling rules we have learned in Stage 4.
35. Revision – spelling rules we have learned in Stage 4.
36. Revision – spelling rules we have learned in Stage 4.



# Spelling Shed

Stage: 4

List: 1



**Homophones:** These words are homophones or near homophones. They have the same pronunciation but different spellings and/or meanings.



Stage: 4	These words are homophones or near homophones. They have the same pronunciation but different spellings and/or meanings.
List: 1	

<b>Spellings</b>	Introduction	Ask the children what the word homophone means. Can they think of any examples? Define them as words which have the same pronunciation but different meanings and/or spellings. Discuss near homophones have slightly different pronunciations.
accept		
except	Main Teaching Activity	Using the PowerPoint, display each example on the whiteboard. Ask the children to write down the word that they think goes in each gap.  After each example ask the children to share their responses and discuss any errors or misconceptions. Teacher can choose to reveal the two spellings before or after the pupil attempts.
knot		
not		
peace		
piece	Independent Activity	In small groups. One child writes a sentence with one of this week's spellings missing. E.g. We travelled to France by _____.  The children on their table then write down the correct spelling on their whiteboards. The child who created the question shares which they thought was the right question and check each others' answers.
plain		
plane		
weather		
whether		



My shoelaces were tied in a  
double \_\_\_\_\_.

Which is the correct spelling?

not

knot

Answers:

My shoelaces were tied in a  
double **knot**.

Which is the correct spelling?

not

**knot**



Spelling Shed

All classes went swimming  
\_\_\_\_\_ year 1.

Which is the correct spelling?

accept

except

Answers:

All classes went swimming  
**except** year 1.

Which is the correct spelling?

accept

**except**



The bad \_\_\_\_\_ means that we may  
have to cancel sports day.

Which is the correct spelling?

whether

weather

Answers:

The bad **weather** means that we may have to cancel sports day.

Which is the correct spelling?

whether

**weather**



The \_\_\_\_\_ swooped down low over  
the airport during the air show.

Which is the correct spelling?

plane

plain

Answers:

The **plane** swooped down low over  
the airport during the air show.

Which is the correct spelling?

**plane**

plain




Each child ate a \_\_\_\_\_ of fruit  
at break time.

Which is the correct spelling?

piece

peace

Answers:



Each child ate a **piece** of fruit  
at break time.

Which is the correct spelling?

**piece**

peace





Stage: 4	Homophones
List: 1	Name:

Spellings	1 <sup>st</sup> Attempt	2 <sup>nd</sup> Attempt	3 <sup>rd</sup> Attempt
accept			
except			
knot			
not			
peace			
piece			
plain			
plane			
weather			
whether			



Stage: 4	Homophones
List: 1	Name:

Spellings
accept
except
knot
not
peace
piece
plain
plane
weather
whether

Write the correct spelling into each sentence.

The teacher gave everyone a \_\_\_\_\_ of \_\_\_\_\_ paper.

Tim stood at the front of assembly to \_\_\_\_\_ his prize.

I had a \_\_\_\_\_ in my shoelaces.

All was dark, \_\_\_\_\_ for a tiny candle in the corner.

I like most vegetables but \_\_\_\_\_ cauliflower.

In church the people prayed for \_\_\_\_\_ on Earth.

The \_\_\_\_\_ stopped the children playing out today.

The pilot landed his \_\_\_\_\_ safely on the runway.

The children wondered \_\_\_\_\_ they should tell their teacher.



Stage: 4

Homophones

List: 1

Answers:

## Spellings

accept

except

knot

not

peace

piece

plain

plane

weather

whether

Write the correct spelling into each sentence.

The teacher gave everyone a piece of plain paper.

Tim stood at the front of assembly to accept his prize.

I had a knot in my shoelaces.

All was dark, except for a tiny candle in the corner.

I like most vegetables but not cauliflower.

In church the people prayed for peace on Earth.

The weather stopped the children playing out today.

The pilot landed his plane safely on the runway.

The children wondered whether they should tell their teacher.



# Spelling Shed

Stage: 4

List: 2



The prefix 'in-' can mean both 'not' and 'in'/'into.' In these spellings the prefix 'in-' means 'not.'



Stage: 4	Spelling Rules: The prefix 'in-' can mean both 'not' and 'in'/'into.' In these spellings the prefix 'in-' means 'not.'
List: 2	

<b>Spellings</b>
inactive
incorrect
invisible
insecure
inflexible
indefinite
inelegant
incurable
inability
inadequate

Introduction	<p>Explain to the children that today's words all begin with the prefix 'in'. Prefixes are added to words to change the meaning. In this case, the words become the opposite of their root word e.g. active becomes inactive, flexible becomes inflexible.</p> <p>Ask children what the opposite of correct is, if they aren't sure then remind them of the spelling rule.</p>
Main Teaching Activity	<p>Using the power point, get children to write down the opposite of the words on the slides by adding the prefix 'in'.</p> <p>After each example ask the children to share their responses, check they understand the meaning of the word and discuss any errors or misconceptions.</p>
Independent Activity	<p>Children choose five of the words from the spelling list and write a sentence for each one.</p> <p>Children then share their sentences with a partner to check if they are correct. In pairs, see if children can think of any more words starting with the prefix 'in'.</p>



Write down the opposite of:

active

inactive



Spelling Shed

Write down the opposite of:

correct

incorrect



Write down the opposite of:

secure

insecure



Spelling Shed

Write down the opposite of:

visible

invisible



Write down the opposite of:

flexible

inflexible



Stage: 4	Spelling Rules: The prefix 'in-' can mean both 'not' and 'in'/'into.' In these spellings the prefix 'in-' means 'not.'
List: 2	
Name:	

Spellings
inactive
incorrect
invisible
insecure
inflexible
indefinite
inelegant
incurable
inability
inadequate

Cover your spellings up. Can you add in the missing letters from each word?	
i n _ u r a _ l e	i n _ o r _ e c t
i n s e c u r e	i n a b _ _ i t y
i n e l _ _ a n t	i n d e f _ _ i t e
i n _ _ t i v e	i n a d e _ _ a t e
i n _ _ e _ i b l e	_ n v _ s _ b l e



Stage: 4

Spelling Rules: The prefix 'in-' can mean both 'not' and 'in'/'into.' In these spellings the prefix 'in-' means 'not.'

List: 2

Answers:

Spellings

inactive

incorrect

invisible

insecure

inflexible

indefinite

inelegant

incurable

inability

inadequate

Cover your spellings up. Can you add in the missing letters from each word?

i n c u r a b l e

i n c o r r e c t

i n s e c u r e

i n a b i l i t y

i n e l e g a n t

i n d e f i n i t e

i n a c t i v e

i n a d e q u a t e

i n f l e x i b l e

i n v i s i b l e



Stage: 4	Spelling Rules: The prefix 'in-' can mean both 'not' and 'in'/'into.' In these spellings the prefix 'in-' means 'not.'
List: 2	
Name: _____	

Spellings	1 <sup>st</sup> Attempt	2 <sup>nd</sup> Attempt	3 <sup>rd</sup> Attempt
inactive			
incorrect			
invisible			
insecure			
inflexible			
indefinite			
inelegant			
incurable			
inability			
inadequate			

# Spelling Shed

Stage: 4

List: 3

Opposite Words - Before a root word starting with l, the 'in-' prefix becomes 'il-'. Before a root word starting with r the prefix 'in-' becomes 'ir-'



Stage: 4	The prefixes il-, im- and -ir
List: 3	

<b>Spellings</b>
illegal
illegible
immature
immortal
impossible
impatient
imperfect
irregular
irrelevant
irresponsible

Introduction	<p>Today children will look at finding the opposite of words by adding the prefix 'il', 'ir' or 'im'.</p> <p>If the root word starts with 'l' then the prefix is 'il'</p> <p>If the root word starts with 'r' then the prefix is 'ir'</p> <p>If the root word starts with 'p' or a 'm' then the prefix is 'im'.</p> <p>Can children think of any words beginning with these prefixes?</p>
Main Teaching Activity	<p>Using the spelling rules above, get children to write down the correct prefix for each of the root words on the power point slide.</p> <p>Compare with a partner and then share with the class to discuss any misconceptions or mistakes.</p>
Independent Activity	<p>In small groups, give children the word cards. Children take it in turns to pick a card from the pile, read it out and the others in the group write it on their whiteboards. Child with the card acts as the teacher to check the spelling.</p> <p>Next child then takes a card and the activity continues round the group.</p>



If the root word starts with 'l' then the prefix is 'il'

If the root word starts with 'r' then the prefix is 'ir'

If the root word starts with 'p' or a 'm' then the prefix is 'im'.

legal	mature	patient	regular	responsible
legible	possible	mortal	perfect	relevant



Print out and cut up the word cards. One set for each group.

illegal	immature	impatient	irregular	irresponsible
illegible	impossible	immortal	imperfect	irrelevant



Stage: 4	Spelling Rules: Before a root word starting with l, the 'in-' prefix becomes 'il-'. Before a root word starting with r the prefix 'in-' becomes 'ir-'
List: 3	
Name: _____	

Spellings	1 <sup>st</sup> Attempt	2 <sup>nd</sup> Attempt	3 <sup>rd</sup> Attempt
illegal			
illegible			
immature			
immortal			
impossible			
impatient			
imperfect			
irregular			
irrelevant			
irresponsible			



Stage: 4

Spelling Rules: Rules: Before a root word starting with l the 'in-' prefix becomes 'il-'. Before a root word starting with r the prefix 'in-' becomes 'ir-'

List: 3

Name:

## Spellings

illegal

illegible

immature

immortal

impossible

impatient

imperfect

irregular

irrelevant

irresponsible

il

Sort your spellings between the sticky notes. Can you add any of your own words?

ir

im

**CHALLENGE**  
Can you write a sentence using one or more of these words?

My Sentence



Stage: 4

Spelling Rules: Rules: Before a root word starting with l the 'in-' prefix becomes 'il-'. Before a root word starting with r the prefix 'in-' becomes 'ir-'

List: 3

Answers:

## Spellings

illegal

illegible

immature

immortal

impossible

impatient

imperfect

irregular

irrelevant

irresponsible

il

illegal

illegible

Sort your spellings between the sticky notes. Can you add any of your own words?

ir

irregular

irrelevant

irresponsible

### CHALLENGE

Can you write a sentence using one or more of these words?

im

immature

immortal

impossible

impatient

imperfect

My Sentence

# Spelling Shed

Stage: 4

List: 4

The prefix 'sub-' which means under or below.



Stage: 4

Spelling Rules: The prefix 'sub-' which means under or below.

List: 4

## Spellings

submarine

subject

subway

submerge

subtropical

subdivide

subheading

substandard

subtitle

submit

### Introduction

Explain that children are looking at words with the prefix 'sub'. Sub changes the meaning of the word to mean under or below. Ask children if they can think of any words that begin with the prefix 'sub' – can they think why it might mean under or below?

### Main Teaching Activity

Speed spelling - each child to have a mini whiteboard. Choose a word from the list and ask children to write in on their whiteboard and hold it up to check spelling.

Remind children to segment the word in their head when writing to include sub+ root word.

Discuss misconceptions.

### Independent Activity

Children to choose the correct word from the spelling list to complete the sentence on the power point.

Check with a partner and then feed back as a class.



Stage: 4	Spelling Rules: The prefix 'sub-' which means under or below.
List: 4	Name:

<b>Spellings</b>
submarine
subject
subway
submerge
subtropical
subdivide
subheading
substandard
subtitle
submit

Write the correct spelling into each sentence.

The boy said that English was his favourite \_\_\_\_\_ .

Millie liked going to her Grandma's as they got to ride on the \_\_\_\_\_ .

I saw my toy boat crash and \_\_\_\_\_ beneath the water.

The boss said the work wasn't good enough, he said it was \_\_\_\_\_ .

I had spent a long time on my summer homework, at last it was time to \_\_\_\_\_ it!



Stage: 4

Spelling Rules: The prefix 'sub-' which means under or below.

List: 4

Answers:

## Spellings

submarine

subject

subway

submerge

subtropical

subdivide

subheading

substandard

subtitle

submit

Write the correct spelling into each sentence.

The boy said that English was his favourite subject.

Millie liked going to her Grandma's as they got to ride on the subway.

I saw my toy boat crash and submerge beneath the water.

The boss said the work wasn't good enough, he said it was substandard.

I had spent a long time on my summer homework, at last it was time to submit it!



Stage: 4	Spelling Rules: The prefix 'sub-' which means under or below.
List: 4	

Spellings	1 <sup>st</sup> Attempt	2 <sup>nd</sup> Attempt	3 <sup>rd</sup> Attempt
submarine			
subject			
subway			
submerge			
subtropical			
subdivide			
subheading			
substandard			
subtitle			
submit			



Stage: 4	Spelling Rules: The prefix 'sub-' which means under or below.
List: 4	Name:

Spellings
submarine
subject
subway
submerge
subtropical
subdivide
subheading
substandard
subtitle
submit

Use the sub to create the words from your spelling list. Can you think of any more?

<b>sub +</b>	tropical	<b>=</b>	
	merge		
	divide		
	mit		
	title		
	marine		
	standard		
	ject		
	way		
	heading		

My own sub- words



Stage: 4

Spelling Rules: The prefix 'sub-' which means under or below.

List: 4

Answers:

Spellings

submarine

subject

subway

submerge

subtropical

subdivide

subheading

substandard

subtitle

submit

Use the sub to create the words from your spelling list. Can you think of any more?

sub +

My own sub- words

tropical

merge

divide

mit

title

marine

standard

ject

way

heading

=

subtropical

submerge

subdivide

submit

subtitle

submarine

substandard

subject

subway

subheading

# Spelling Shed

Stage: 4

List: 5

The prefix 'inter-' means between, amongst or during.







Stage: 4	Spelling Rules: The prefix 'inter-' means between, amongst or during.
List: 5	

<b>Spellings</b>
<b>interact</b>
<b>intercity</b>
<b>international</b>
<b>interfere</b>
<b>interview</b>
<b>intercept</b>
<b>intercom</b>
<b>internet</b>
<b>interchange</b>
<b>interface</b>

Introduction	<p>The prefix 'inter' is added to words to make them mean between, amongst or during.</p> <p>Ask children to partner talk for one minute to think of any words beginning with the prefix 'inter'.</p>
Main Teaching Activity	<p>To help children understand how the words mean between, amongst or during, use the power point slide to get them to match up the definitions with the correct word.</p> <p>Check answers and discuss misconceptions. Children could work independently or in a pair.</p>
Independent Activity	<p>Get children to write the word 'international' across their mini white board. Set a 7 minute timer and see who can add as many of the spelling list words in to a scrabble web as possible.</p> <p>You can use the example on the slide below if they need some support getting started.</p> <p>Feedback and if time, draw a scrabble web on the board as a class.</p>







# Match the definition with the meaning:

intergalactic		A global, online computer network.
interview		Relating to, or moving between, two or more galaxies in the universe.
international		A process that occurs when you want to get a job.
internet		Existing, occurring or carried out between nations.



# Match the definition with the meaning:

internet		A global, online computer network.
intergalactic		Relating to, or moving between, two or more galaxies in the universe.
interview		A process that occurs when you want to get a job.
International		Existing, occurring or carried out between nations.



# international

n  
t  
e  
r  
n  
e  
t

n  
t  
e  
r  
c  
i  
t  
y



Answers:



Spelling Shed

international

n

n

l

n

t

l

interfere

interchange

n

e

e

r

t

r

intercept

intercom

n

c

e

r

interface

interview

t

a

t

t

c

y

t

Stage: 4

Spelling Rules: The prefix 'inter-' means between, amongst or during.

List: 5

Name:



**Spelling Shed**

Spellings	1 <sup>st</sup> Attempt	2 <sup>nd</sup> Attempt	3 <sup>rd</sup> Attempt
interact			
intercity			
international			
interfere			
interview			
intercept			
intercom			
internet			
interchange			
interface			



Stage: 4	Spelling Rules: The prefix 'inter-' means between, amongst or during. Name:
List: 5	

<b>Spellings</b>
interact
intercity
international
interfere
interview
intercept
intercom
internet
interchange
interface

Ask someone to time you. Can you find your spellings hidden in the grid? How long did it take? Try it again and improve your speed!

international	impossible	electricity	interchange
simplistic	interface	interact	diversity
intercity	interfere	action	intercom
changeable	inactive	interspersed	internet
intercept	facial	interview	interesting

Which new word in the grid follows the same spelling rule as the spelling list?



Stage: 4	Spelling Rules: The prefix 'inter-' means between, amongst or during.
List: 5	

Answers:

<b>Spellings</b>
interact
intercity
international
interfere
interview
intercept
intercom
internet
interchange
interface

Ask someone to time you. Can you find your spellings hidden in the grid? How long did it take? Try it again and improve your speed!

international	impossible	electricity	interchange
simplistic	interface	interact	diversity
intercity	interfere	action	intercom
changeable	inactive	interspersed	internet
intercept	facial	interview	interesting

Which new word in the grid follows the same spelling rule as the spelling list?



# Spelling Shed

Stage: 4

List: 6



Challenge Words



Stage: 4

Challenge Words

List: 6



**Spellings**

calendar

appear

believe

grammar

increase

interest

opposite

straight

strength

women

Challenge Week

Choose an activity from the Challenge Activity Pack



Stage: 4

**Challenge Words**

List: 6

Name:



**Spelling Shed**

Spellings	1 <sup>st</sup> Attempt	2 <sup>nd</sup> Attempt	3 <sup>rd</sup> Attempt
calendar			
appear			
believe			
grammar			
increase			
interest			
opposite			
straight			
strength			
women			



Stage: 4

Challenge Words

List: 6

Name:

## Spellings

calendar

appear

believe

grammar

increase

interest

opposite

straight

strength

women

a	s	t	r	s	t	r	e	n	g	t	h	k	u	a	j
o	s	c	a	l	e	n	d	a	r	q	p	c	v	g	z
p	q	a	p	n	z	i	g	h	a	i	j	d	k	i	s
b	r	b	p	m	c	l	w	o	m	e	n	l	e	f	t
e	t	r	e	u	g	h	w	f	m	c	d	m	g	b	r
l	t	s	a	x	y	h	m	e	a	j	o	d	l	c	a
i	n	c	r	e	a	s	e	m	r	b	k	e	f	y	i
e	e	b	v	w	d	i	x	j	z	a	n	k	m	h	g
v	f	o	p	o	p	p	o	s	i	t	e	n	w	x	h
e	q	u	v	g	t	g	y	i	n	t	e	r	e	s	t

Can you find your spellings hidden in this word search?

Stage: 4

Challenge Words

List: 6

Answers:



Spelling Shed

Spellings

calendar

appear

believe

grammar

increase

interest

opposite

straight

strength

women

a	s	t	r	s	t	r	e	n	g	t	h	k	u	a	j
o	s	c	a	l	e	n	d	a	r	q	p	c	v	g	z
p	q	a	p	n	z	i	g	h	a	i	j	d	k	i	s
b	r	b	p	m	c	l	w	o	m	e	n	l	e	f	t
e	t	r	e	u	g	h	w	f	m	c	d	m	g	b	r
l	t	s	a	x	y	h	m	e	a	j	o	d	l	c	a
i	n	c	r	e	a	s	e	m	r	b	k	e	f	y	i
e	e	b	v	w	d	i	x	j	z	a	n	k	m	h	g
v	f	o	p	o	p	p	o	s	i	t	e	n	w	x	h
e	q	u	v	g	t	g	y	i	n	t	e	r	e	s	t

Can you find your spellings hidden in this word search?

# Spelling Shed

Stage: 4

List: 7

The suffix '-ation' is added to verbs to form nouns.



Stage: 4

The suffix '-ation' is added to verbs to form nouns.

List: 7

## Spellings

information

sensation

preparation

vibration

decoration

donation

duration

registration

population

determination

### Introduction

Today children will learn that adding 'ation' to verbs turns them in to nouns. Ask children to partner talk for a minute to think of any words that end with 'ation'.

Word ends in 'e' – remove e and + 'ation'

Word ends in 'y' – remove y and + 'ic' + 'ation' (multiply to multiplication)

Most other words you can just add 'ation' straight on the end.

### Main Teaching Activity

Using the power point slide, and following the spelling rules, children write down how they think the word can be changed from a verb to a noun by adding the suffix 'ation'.

Hold up white boards to show and discuss any errors or misconceptions.

### Independent Activity

Show children the slide with the boxes and ask them to apply the spelling rules to each word and decide which box the word should go in to. This can be done independently or as a pair and using whiteboards if required.

Share results and discuss any misconceptions.



How would you add 'ation' to  
this word:

inform

information  
(add straight on the end)



Spelling Shed

How would you add 'ation' to  
this word:

prepare

preparation

(drop the e then add 'ation')



Spelling Shed

How would you add 'ation' to  
this word:

determine

determination

(drop the e then add 'ation')



Spelling Shed

How would you add 'ation' to  
this word:

notify

notification

(drop the y then add 'ic' followed by  
'ation')



Spelling Shed

How would you add 'ation' to  
this word:

vibrate

vibration

(drop the e and add 'ation')



Look at the root words and decide which spelling rule they should follow and which box they should go in to:

communicate	vibrate	multiply	inform	donate	verify
create	populate	sense	determine	amplify	populate

Remove 'y', add 'ic' and then 'ation'.

Remove 'ate' then add 'ation'

Add 'ation' straight on the end.

Remove 'e' then add 'ation'



Answers:

Look at the root words and decide which spelling rule they should follow and which box they should go in to:

communicate	vibrate	multiply	inform	donate	verify
create	populate	sense	determine	amplify	populate

**verify**   **amplify**

Remove 'y', add 'ic' and then 'ation'.

**populate**   **donate**   **vibrate**   **communicate**

create

Remove 'ate' then add 'ation'

**inform**

Add 'ation' straight on the end.

**sense**   **determine**

Remove 'e' then add 'ation'

Stage: 4

Spelling Rules: The suffix '-ation' is added to verbs to form nouns.

List: 7

Name:



**Spelling Shed**

Spellings	1 <sup>st</sup> Attempt	2 <sup>nd</sup> Attempt	3 <sup>rd</sup> Attempt
information			
sensation			
preparation			
vibration			
decoration			
donation			
duration			
registration			
population			
determination			





Stage: 4

The suffix '-ation' is added to verbs to form nouns.

List: 7

Answers:

The spelling words are all nouns. Can you put them through the machine to turn them back into verbs?

## Spellings

information

sensation

preparation

vibration

decoration

donation

duration

registration

population

determination



## Root Word

inform

sense

prepare

vibrate

decorate

donate

\*dur (Talking point with other related words)

register

populate

determinate

# Spelling Shed

Stage: 4

List: 8

The suffix '-ation' is added to verbs to form nouns.



Stage: 4	Spelling Rules: The suffix '-ation' is added to verbs to form nouns.
List: 8	

<b>Spellings</b>
adoration
admiration
coronation
detonation
observation
location
generation
exploration
combination
illustration

Introduction	<p>Today children will continue to consolidate understanding that adding 'ation' to verbs turns them in to nouns. Can children remember any 'ation' words from the last list?</p> <p>Word ends in 'e' – remove e and + 'ation' Word ends in 'y' – remove y and + 'ic' + 'ation' (multiply to multiplication) Most other words you can just add 'ation' straight on the end.</p>
Main Teaching Activity	<p>All of the words in today's lists follow the same rule, ask children if they can spot what it is and have a speed write on their whiteboards to write the root word. See how many they can correctly write in 3 minutes.</p> <p>Click the slide to check the answer.</p> <p>Discuss any errors or misconceptions.</p>
Independent Activity	<p>Ask children to write 5 sentences using words, appropriately, from the spelling list.</p> <p>To extend children you could ask them to also write a sentence for the verb form of the word. E.g. a sentence with 'location' and one with 'locate'.</p>



Answers:

What is the root word for each of the spellings below:

adoration
admiration
coronation
detonation
observation
location
generation
exploration
combination
illustration

adore
admire
coronate
detonate
observe
locate
generate
explore
combine
illustrate

Stage: 4

Spelling Rules: The suffix '-ation' is added to verbs to form nouns.

List: 8

Name:



**Spelling Shed**

Spellings	1 <sup>st</sup> Attempt	2 <sup>nd</sup> Attempt	3 <sup>rd</sup> Attempt
adoration			
admiration			
coronation			
detonation			
observation			
location			
generation			
exploration			
combination			
illustration			

Stage: 4

Spelling Rules: The suffix '-ation' is added to verbs to form nouns.

List: 8

Name:



**Spelling Shed**

**Spellings**

adoration

admiration

coronation

detonation

observation

location

generation

exploration


combination

illustration

The spelling words are all nouns. Can you put them through the machine to turn them back into verbs?

**Root Word**

adore





Stage: 4

Spelling Rules: The suffix '-ation' is added to verbs to form nouns.

List: 8

Answers:

## Spellings

adoration

admiration

coronation

detonation

observation

location

generation

exploration

combination

illustration

The spelling words are all nouns. Can you put them through the machine to turn them back into verbs?

## Root Word

adore

admire

coronate

detonate

observe


locate

generate

explore

combine

illustrate





# Spelling Shed

Stage: 4

List: 9

Adding -ly to adverbs. Remembering words ending in '-y' become '-ily' and words ending in '-le' become '-ly.'





Stage: 4	Adding -ly to make adverbs. Remembering words ending in '-y' become '-ily' and words ending in '-le' become '-ly.'
List: 9	

<b>Spellings</b>
sadly
completely
wildly
bravely
gently
foolishly
proudly
horribly
nervously
happily

Introduction	<p>Today children are learning about adverbs that end with 'ly' – words that explain 'how' something is done. The general spelling rules are:</p> <ul style="list-style-type: none"><li>• If the root word end in 'y', change the 'y' to an 'i' and add 'ly'</li><li>• If the root word ends in 'le', change 'le' to 'ly'</li><li>• Most other endings you just add 'ly'</li></ul> <p>Ask children if they can think of any adverbs that end with the 'ly' sound.</p>
Main Teaching Activity	<p>Using the power point slide, get children to apply the spelling rules to the list of words, drawing a line from each word to the correct form of the ending.</p> <p>Children can copy the words on to a mini whiteboard or draw the lines on the IWB as a whole class.</p> <p>Discuss any errors or misconceptions.</p>
Independent Activity	<p>Leaving the teaching activity slide on the board, in small groups, get a child to choose a word and say what it is as an adverb. E.g. "wild is wildly".</p> <p>They then write the first letter on a mini whiteboard and pass the board to their left, the next child writes the next letter of the adverb and so on until the word is complete. The child that writes the final letter checks the spelling is correct and then picks another word from the board to start again.</p>

Draw a line from each word to correct ending to turn these words in to adverbs:

sad
complete
wild
brave
gentle
foolish
proud
horrible
nervous
happy

+ ly

+ ily

Change le  
to ly

Draw a line from each word to correct ending to turn these words in to adverbs: **Answers:**

sad
complete
wild
brave
gentle
foolish
proud
horrible
nervous
happy

sadly
completely
wildly
bravely
gently
foolishly
proudly
horribly
nervously
happily

+ ly

+ ily

Change le  
to ly



Stage: 4	Adding -ly to make adverbs. Remembering words ending in '-y' become '-ily' and words ending in '-le' become '-ly.'
List: 9	
Name: _____	

Spellings	1 <sup>st</sup> Attempt	2 <sup>nd</sup> Attempt	3 <sup>rd</sup> Attempt
sadly			
completely			
wildly			
bravely			
gently			
foolishly			
proudly			
horribly			
nervously			
happily			





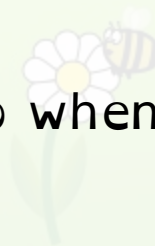
# Spelling Shed

Stage: 4

List: 10



Adding '-ly' to to turn an adjective into an adverb when the final letter is 'l.'





Stage: 4	Spelling Rules: Adding '-ly' to to turn an adjective into an adverb when the final letter is 'l.'
List: 10	

<b>Spellings</b>
usually
finally
beautifully
thoughtfully
wonderfully
carefully
faithfully
peacefully
cruelly
generally

Introduction	<p>Following on from the last lesson on adding 'ly' children will learn that adding 'ly' to an adjective that ends in 'l' will turn it in to an 'adverb' – 'how' something is done.</p> <p>The rule is simple – if the root word ends in 'l' you add 'ly' straight on the end.</p>
Main Teaching Activity	<p>Speed round – children complete the power-point slide as quickly as possible, adding 'ly' to each of the root words to create their spelling words.</p> <p>Can be done on mini whiteboards individually or as a class with children coming up to the board.</p>
Independent Activity	<p>Children play spelling noughts and crosses (tic tac toe). On a mini whiteboard draw a nought and crosses grid (see powerpoint slide). Each child chooses a target word from the list and has to write it in one of the squares next child writes their word in another, play like noughts and crosses. First to get three words in a row wins that round. Begin again with a new word from the list.</p>



usual

general

final

beautiful

thoughtful

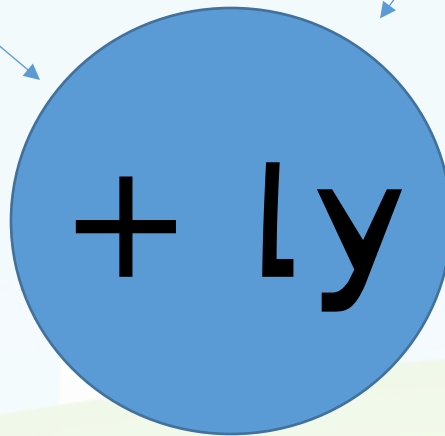
cruel

peaceful

faithful

careful

wonderful



Answers:



Spelling Shed

usual

usually

final

finally

general

generally

beautiful

beautifully

cruel

cruelly

thoughtful

thoughtfully

peaceful

peacefully

wonderful

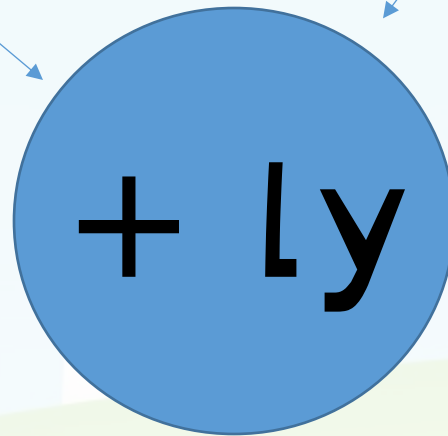
wonderfully

faithful

faithfully

careful

carefully





## Play a word version of noughts and crosses:

- Each partner chooses a word from the spelling list and has to try and get three of their chosen word in a row.
- Winner has three in a row, all spelled correctly.
- Start again with new words.

usually	beautifully
	usually
beautifully	usually



Stage: 4	Adding '-ly' to to turn an adjective into an adverb when the final letter is 'l.'
List: 10	

Spellings	1 <sup>st</sup> Attempt	2 <sup>nd</sup> Attempt	3 <sup>rd</sup> Attempt
usually			
finally			
beautifully			
thoughtfully			
wonderfully			
carefully			
faithfully			
peacefully			
cruelly			
generally			



Stage: 4

Adding '-ly' to to turn an adjective into an adverb when the final letter is 'l.'

List: 10

Name:

Use a dictionary to find out what your spellings mean.  
Create your own definition for 5 of your words.

## Spellings

usually

finally

beautifully

thoughtfully

wonderfully

carefully

faithfully

peacefully

cruelly

generally

Your word

Your definition



# Spelling Shed

Stage: 4

List: 11



Word with the 'sh' sound spelled ch. These words are French in origin.





Stage: 4

Spelling Rules: Word with the 'sh' sound spelled ch. These words are French in origin.

List: 11

## Spellings

chef

chalet

machine

brochure

parachute

chute

chaperone

chandelier

crochet

quiche

### Introduction

Today children are looking at words that we have taken from the French language. These words all contain a 'sh' sound which is spelled 'ch'. Can the children think of any words where 'ch' sounds like 'sh'?

### Main Teaching Activity

Children look at the power point slide with images on – can they identify any of the images and write down the words on their whiteboard, remind them that if they hear 'sh' in the word then it will be spelled 'ch' in these words!

Click once to add the clues if required.

### Independent Activity

Children to write three sentences which accurately contain two of the images on the power point slide.

For example:

“The talented chef came a small town in France where he lived in a wooden chalet.”



What can you see? Write down what these images are:



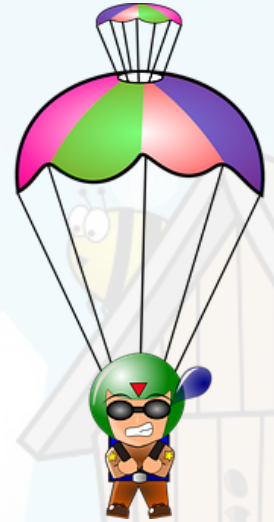
\_\_\_ f



ch\_\_\_e\_\_\_r



cr\_\_\_ \_ t



pa\_\_\_ \_ ut \_



washing m\_\_\_\_\_



b r \_\_\_\_\_



c\_ \_ l\_ \_

Answers:

What can you see? Write down what these images are:



Spelling Shed



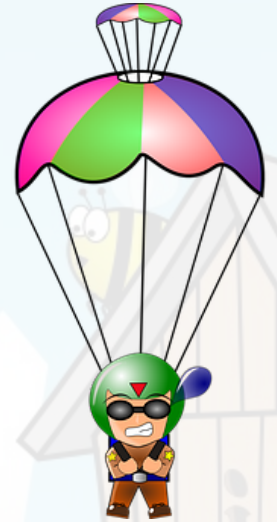
chef



chandelier



crochet



parachute



washing machine



brochure



chalet



Stage: 4

Spelling Rules: Word with the 'sh' sound spelled ch. These words are French in origin.

List: 11

Name:

Spellings	1 <sup>st</sup> Attempt	2 <sup>nd</sup> Attempt	3 <sup>rd</sup> Attempt
chef			
chalet			
machine			
brochure			
parachute			
chute			
chaperone			
chandelier			
crochet			
quiche			



Stage: 4

Spelling Rules: Word with the 'sh' sound spelled ch. These words are French in origin.

List: 11

Name:

## Spellings

chef

chalet

machine

brochure

parachute

chute

chaperone

chandelier

crochet

quiche

b	a	c	h	e	f	d	h	j	l	m	k	m	l	z	m
r	z	l	m	p	a	r	a	c	h	u	t	e	p	p	a
o	a	k	j	g	c	e	t	k	h	s	b	q	r	p	c
c	h	a	p	e	r	o	n	e	v	a	b	n	s	o	h
h	b	g	f	i	n	f	w	m	k	p	l	p	p	l	i
u	t	s	r	h	a	g	x	k	q	i	u	e	q	t	n
r	c	r	o	c	h	e	t	j	l	m	n	o	t	u	e
e	u	v	w	e	b	h	w	i	k	q	u	i	c	h	e
b	d	c	c	h	a	n	d	e	l	i	e	r	v	w	x
e	d	f	x	y	z	g	i	h	j	t	c	h	u	t	e

Can you find your spellings hidden in this word search?



Stage: 4

Spelling Rules: Word with the 'sh' sound spelled ch. These words are French in origin.

List: 11

Answers:

## Spellings

chef

chalet

machine

brochure

parachute

chute

chaperone

chandelier

crochet

quiche

b	a	c	h	e	f	d	h	j	l	m	k	m	l	z	m
r	z	l	m	p	a	r	a	c	h	u	t	e	p	p	a
o	a	k	j	g	c	e	t	k	h	s	b	q	r	p	c
c	h	a	p	e	r	o	n	e	v	a	b	n	s	o	h
h	b	g	f	i	n	f	w	m	k	p	l	p	p	l	i
u	t	s	r	h	a	g	x	k	q	i	u	e	q	t	n
r	c	r	o	c	h	e	t	j	l	m	n	o	t	u	e
e	u	v	w	e	b	h	w	i	k	q	u	i	c	h	e
b	d	c	c	h	a	n	d	e	l	i	e	r	v	w	x
e	d	f	x	y	z	g	i	h	j	t	c	h	u	t	e

Can you find your spellings hidden in this word search?



# Spelling Shed

Stage: 4

List: 12



Challenge Words



Stage: 4

**Challenge Words**

List: 12



**Spelling Shed**

**Spellings**

complete

continue

experiment

famous

favourite

February

naughty

material

knowledge

remember

**Challenge Week**

Choose an activity from the Challenge Activity Pack



Stage: 4

**Challenge Words**

List: 12

Name:



**Spelling Shed**

Spellings	1 <sup>st</sup> Attempt	2 <sup>nd</sup> Attempt	3 <sup>rd</sup> Attempt
complete			
continue			
experiment			
famous			
favourite			
February			
naughty			
material			
knowledge			
remember			



Stage: 4	<b>Challenge Words</b>
List: 12	
Name: _____	

Circle the 10 correct spellings below.

<b>Spellings</b>
complete
continue
experiment
famous
favourite
February
naughty
material
knowledge
remember

complete      favrit      compleat      experriment      February      continyou

knowledge      Februrary      noledge      Febuary      knoledge      famoos

containue      continue      matirial      material      nuaghty      rememember

egsperiment      mateerial      commplete      favorite      rememberer      favourite

famous      remember      famouse      experiment      nauhty      naughty

Cover your spelling list to make the task trickier!

Stage: 4

Challenge Words

List: 12

Answers:



Spellings

complete

continue

experiment

famous

favourite

February

naughty

material

knowledge

remember

Circle the 10 correct spellings below.

complete

favrit

compleat

experriment

February

continyou

knowledge

Februrary

noledge

Febuary

knoledge

famoos

containue

continue

matirial

material

nuaghty

rememmbber

egsperiment

mateerial

commplete

favorite

remembrer

favourite

famous

remember

famouse

experiment

nauhty

naughty

Cover your spelling list to make the task trickier!



# Spelling Shed

Stage: 4

List: 13



Adding the suffix '-ion.' When the root word ends in 'd,' 'de' or 'se' then the suffix '-ion' needs to be '-sion.'



Stage: 4	Adding the suffix '-ion.' When the root word ends in 'd,' 'de' or 'se' then the suffix '-ion' needs to be '-sion.'
List: 13	

<b>Spellings</b>
expansion
extension
comprehension
tension
suspension
exclusion
provision
explosion
erosion
invasion

Introduction	<p>Today's spelling list looks at adding the suffix 'sion' to words that end in 'd', 'de' or 'se'.</p> <p>If the word ends in 'd', remove the 'd' and add 'sion'</p> <p>If the word ends in 'se', remove the 'se' and add 'sion'</p> <p>If the word ends in 'de', remove the 'de' and add 'sion'.</p> <p>Can children think of any words ending with this suffix?</p>
Main Teaching Activity	<p>Children to look at the root word and then add 'sion' by following the spelling rules above,</p> <p>Compare with a partner and then share with the class to discuss any misconceptions or mistakes.</p>
Independent Activity	<p>In small groups, give children the word cards. Children take it in turns to pick a card from the pile, read it out and the others in the group write it on their whiteboards. Child with the card acts as the teacher to check the spelling.</p> <p>Next child then takes a card and the activity continues round the group.</p>



If the word ends in 'd', remove the 'd' and add 'sion'.  
If the word ends in 'se', remove the 'se' and add 'sion'.  
If the word ends in 'de', remove the 'de' and add 'sion'.

expand	extend	tense	suspend	exclude
provide	comprehend	explode	erode	incise



Print out and cut up the word cards. One set for each group.

expansion	extension	tension	suspension	exclusion
provision	comprehension	explosion	erosion	incision



Stage: 4	Adding the suffix '-ion.' When the root word ends in 'd,' 'de' or 'se' then the suffix '-ion' needs to be '-sion.'
List: 13	
Name: _____	

Spellings	1 <sup>st</sup> Attempt	2 <sup>nd</sup> Attempt	3 <sup>rd</sup> Attempt
expansion			
extension			
comprehension			
tension			
suspension			
exclusion			
provision			
explosion			
erosion			
invasion			



Stage: 4	Adding the suffix '-ion.' When the root word ends in 'd,' 'de' or 'se' the then the suffix '-ion' needs to be '-sion.'
List: 13	
Name:	

Spellings
expansion
extension
comprehension
tension
suspension
exclusion
provision
explosion
erosion
invasion

**d**

Did the root word end in 'd,' 'de' or 'se?'

Sort your spellings into these three groups.

**se**

**de**

Tip: You may want to write down the 10 root words before sorting out your spellings.

**CHALLENGE**  
Can you add any more '-ion' words to the sticky notes?



Stage: 4	Adding the suffix '-ion.' When the root word ends in 'd,' 'de' or 'se' the then the suffix '-ion' needs to be '-sion.'
List: 13	

Answers:

Spellings
expansion
extension
comprehension
tension
suspension
exclusion
provision
explosion
erosion
invasion

**d**

expansion  
extension  
comprehension  
explosion

Tip: You may want to write down the 10 root words before sorting out your spellings.

Did the root word end in 'd,' 'de' or 'se?'

Sort your spellings into these three groups.

**de**

erosion  
invasion

**se**

tension  
suspension  
exclusion  
provision

**CHALLENGE**  
Can you add any more '-ion' words to the sticky notes?




# Spelling Shed

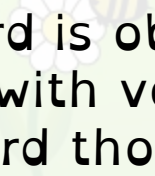


Stage: 4

List: 14



Adding the suffix *-ous*. Sometimes the root word is obvious and the usual rules apply for adding suffixes beginning with vowel letters. Sometimes there is no obvious root word though.





Stage: 4	Adding the suffix –ous.’ Sometimes the root word is obvious and the usual rules apply for adding suffixes beginning with vowel letters. Sometimes there is no obvious root word though.
List: 14	

<b>Spellings</b>
poisonous
dangerous
mountainous
marvellous
perilous
tremendous
enormous
jealous
precious
disastrous

Introduction	<p>Adding the suffix ‘ous’ turns a noun into an adjective. These rules generally apply:</p> <ul style="list-style-type: none"><li>• Words ending with ‘e’, drop ‘e’ and add ‘ous’ (adventure/adventurous)</li><li>• Words ending in ‘y’, replace the ‘y’ with ‘i’ plus ‘ous’ (fury/furious)</li><li>• Words that ends with ‘our’, change to ‘or’, then add ‘ous’ (humour/humorous)</li></ul> <p>Demonstrate with danger, envy and humorous.</p>
Main Teaching Activity	<p>See if the children can work out what words ending in ‘ous’ actually mean. (Tip: it means ‘full of’ – ‘poisonous’ means full of poison).</p> <p>Give children a set of cards in pairs or small groups and ask them to match the noun with the adjective. Does this help them to guess what the adjective means?</p> <p>Feedback matching cards and ideas for what it means.</p>
Independent Activity	<p>Provide the second card set to pairs, or small groups, and get children to turn them in to adjectives following the spelling rules.</p> <p>You can extend some children if necessary by asking them to write a number of sentences using the newly formed adjectives.</p>



Print out and cut up the word cards. One set for each group.

poison	poisonous	danger	disastrous	marvel
mountainous	dangerous	marvellous	mountains	space
disaster	spacious	envy	jealous	envious



Print out and cut up the word cards. One set for each group.

<b>fury</b>	<b>fame</b>	<b>adventure</b>
<b>ridicule</b>	<b>luxury</b>	<b>peril</b>
<b>disaster</b>	<b>danger</b>	<b>outrage</b>



Stage: 4

Adding the suffix -ous.' Sometimes the root word is obvious and the usual rules apply for adding suffixes beginning with vowel letters. Sometimes there is no obvious root word though.

List: 14

Name:

Spellings	1 <sup>st</sup> Attempt	2 <sup>nd</sup> Attempt	3 <sup>rd</sup> Attempt
poisonous			
dangerous			
mountainous			
marvellous			
perilous			
tremendous			
enormous			
jealous			
precious			
disastrous			



Stage: 4

Adding the suffix -ous.' Sometimes the root word is obvious and the usual rules apply for adding suffixes beginning with vowel letters. Sometimes there is no obvious root word though.

List: 14

Name:

## Spellings

poisonous

dangerous

mountainous

marvellous

perilous

tremendous

enormous

jealous

precious

disastrous

Cover your spellings up. Can you add in the missing letters from each word?

\_an\_\_rous

m\_r\_el\_ous

\_\_\_\_lous

j\_\_lous

m\_\_nt\_\_n\_\_s

p\_\_\_\_nous

tre\_\_\_dous

pre\_\_ous

enor\_\_\_\_\_

disa\_\_\_ous



Stage: 4	Adding the suffix -ous.' Sometimes the root word is obvious and the usual rules apply for adding suffixes beginning with vowel letters. Sometimes there is no obvious root word though.
List: 14	

Answers:

Spellings	Cover your spellings up. Can you add in the missing letters from each word?	
poisonous	<u>d</u> angerous	mar <u>v</u> ell <u>l</u> ous
dangerous	<u>p</u> erilous	je <u>a</u> lous
mountainous	mount <u>a</u> in <u>o</u> us	po <u>i</u> sonous
marvellous	tr <u>e</u> mendous	prec <u>i</u> ous
perilous	enor <u>m</u> ous	disa <u>s</u> trous
tremendous		
enormous		
jealous		
precious		
disastrous		



# Spelling Shed

Stage: 4

List: 15



The suffix '-ous'. The final 'e' of the root word must be kept if the sound of 'g' is to be kept.



Stage: 4	The suffix '-ous.' The final 'e' of the root word must be kept if the sound of 'g' is to be kept.
List: 15	

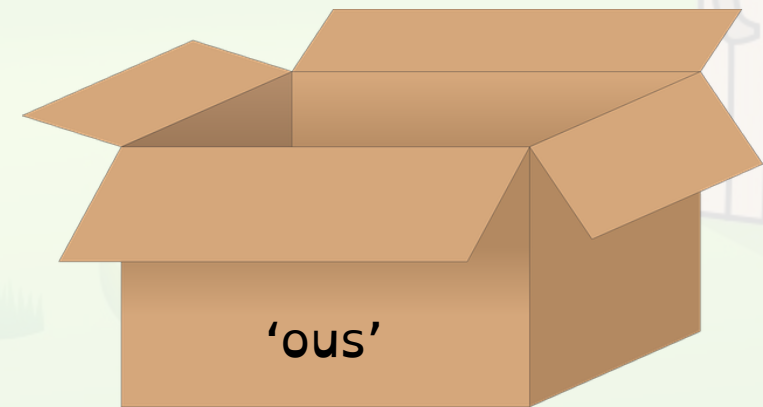
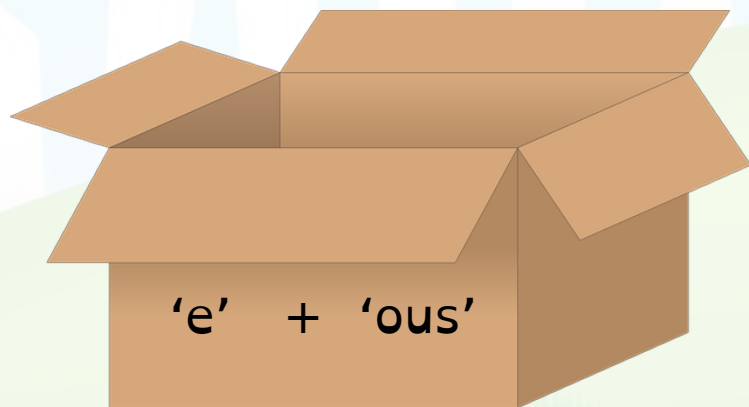
<b>Spellings</b>
<b>courageous</b>
<b>outrageous</b>
<b>nervous</b>
<b>famous</b>
<b>adventurous</b>
<b>disadvantageous</b>
<b>ridiculous</b>
<b>carnivorous</b>
<b>rapturous</b>
<b>torturous</b>

Introduction	Today children are looking again at the 'ous' suffix. The added rule here is that if the 'g' (sounded as a /j/) is to be kept then the 'e' remains on the end.
Main Teaching Activity	Ask children which of these words has a 'g' (/j/) sound. famous                      courageous                      nervous  Point out that the usual rule when adding 'ous' is to remove the 'e' from the end of the root word and add 'ous', however when the word has a 'g' /j/ sound then the 'e' remain on the end.
Independent Activity	Have children write 'disadvantageous' on their mini white board and then see who can add the most spelling list words to their scrabble web in 7 minutes. Use power point slide to support students that may need a starting boost.



Look at the root words and decide which spelling rule they should follow and which box they should go in to:

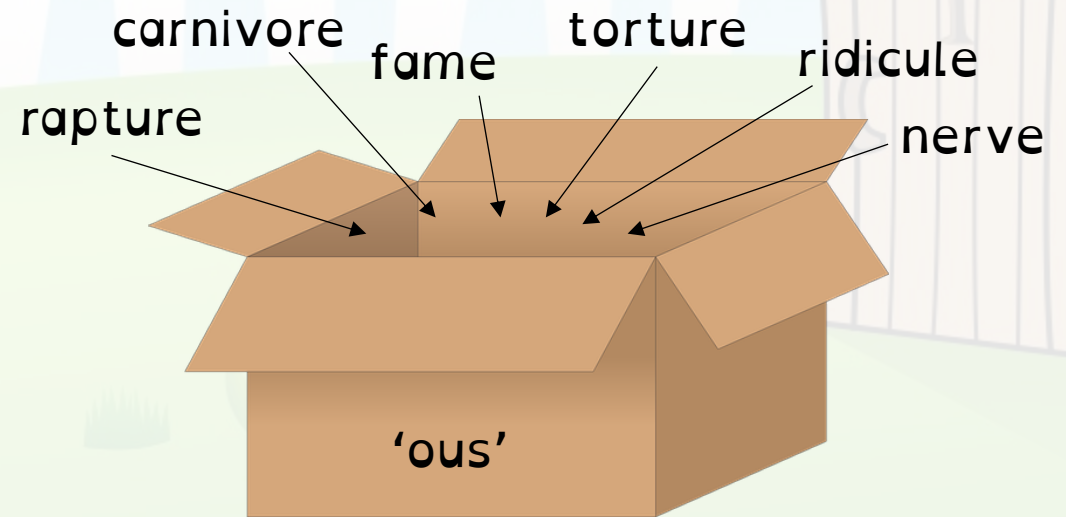
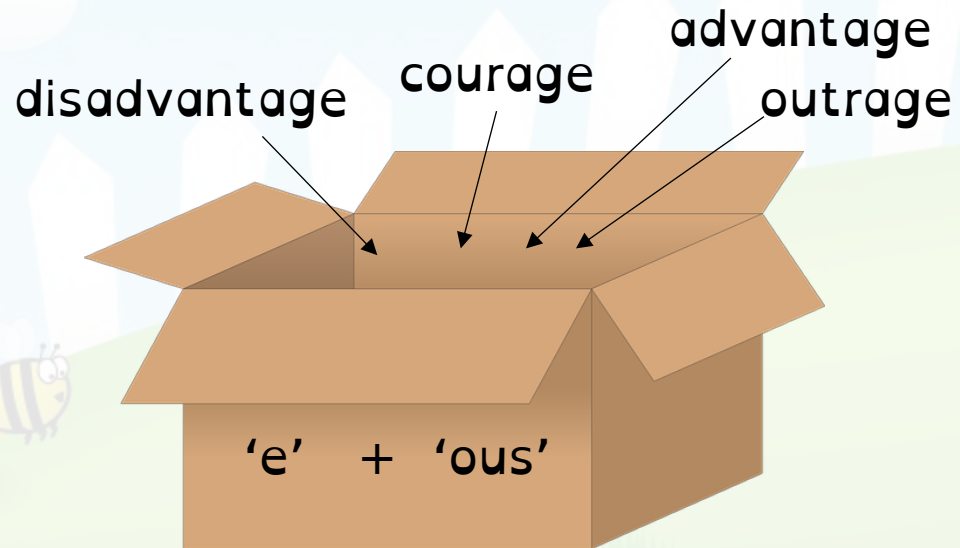
courage	fame	ridicule	nerve	outrage
rapture	torture	disadvantage	carnivore	advantage



Answers:

Look at the root words and decide which spelling rule they should follow and which box they should go in to:

courage	fame	ridicule	nerve	outrage
rapture	torture	disadvantage	carnivore	advantage





Spelling Shed

disadvantageous

o  
r  
t  
u  
o  
u

famous



# disadvantageous

r

i

i

courageous

u

l

nervous

u

s

carnivorous

famous

o

r

t

o

u

a

d

v

n

t

o

u

r

o

u

s

o

t

rapturous

a

g

e

torturous

u

s



Stage: 4

Spelling Rules: The suffix '-ous.' The final 'e' of the root word must be kept if the sound of 'g' is to be kept.

List: 15

Name:

Spellings	1 <sup>st</sup> Attempt	2 <sup>nd</sup> Attempt	3 <sup>rd</sup> Attempt
courageous			
outrageous			
nervous			
famous			
adventurous			
advantageous			
ridiculous			
carnivorous			
rapturous			
torturous			



Stage: 4	Spelling Rules: The suffix '-ous.' The final 'e' of the root word must be kept if the sound of 'g' is to be kept.
List: 15	
Name: _____	

Spellings
courageous
outrageous
nervous
famous
adventurous
advantageous
ridiculous
carnivorous
rapturous
torturous

Write the correct spelling into each sentence.

The boy was sent home due to his \_\_\_\_\_ hair style.

It would be \_\_\_\_\_ to students to do their homework.

I felt \_\_\_\_\_ in my fancy-dress outfit.

\_\_\_\_\_ animals eat mostly meat.

The rock stars appeared on stage to a \_\_\_\_\_ applause.

Time ticked so slowly that it was \_\_\_\_\_.

The \_\_\_\_\_ soldier stepped onto the battlefield.

The teacher was \_\_\_\_\_ when she met the \_\_\_\_\_ Olympian.

\_\_\_\_\_ toddlers often get lost.



Stage: 4

Spelling Rules: The suffix '-ous.' The final 'e' of the root word must be kept if the sound of 'g' is to be kept.

List: 15

Answers:

Spellings

courageous

outrageous

nervous

famous

adventurous

advantageous

ridiculous

carnivorous

rapturous

torturous

Write the correct spelling into each sentence.

The boy was sent home due to his outrageous hair style.

It would be advantageous to students to do their homework.

I felt ridiculous in my fancy-dress outfit.

carnivorous animals eat mostly meat.

The rock stars appeared on stage to a rapturous applause.

Time ticked so slowly that it was torturous.

The courageous soldier stepped onto the battlefield.

The teacher was nervous when she met the famous Olympian.

adventurous toddlers often get lost.




# Spelling Shed

Stage: 4

List: 16



The 'ee' sound spelt with an 'i'





Stage: 4	Spelling Rules: The 'ee' sound spelt with an 'i.'
List: 16	

<b>Spellings</b>
merriment
happiness
plentiful
penniless
happily
prettiest
nastiness
beautiful
pitiful
silliness

Introduction	<p>Children are looking today at words which have an /ee/ sound which is spelled with an 'i'.</p> <p>Ask children if they can think of any words with an /ee/ sound. If they suggest words like 'happy' then show how it can be changed to 'happiness' to demonstrate the /ee/ sound spelled with an 'i'</p>
Main Teaching Activity	<p>Use the power point slide to show the spelling list. Ask children to copy the words on their whiteboards and circle the /ee/ sound in each word.</p> <p>Feedback and discuss how the /ee/ sound is actually spelled with an 'i' in these words.</p>
Independent Activity	<p>Get children to copy down the sentences on the power point and input the correct word from the spelling list in to each gap.</p> <p>Share answers.</p> <p>Children could be extended by writing sentences for words not used so far.</p>



Ask children to copy the words on to their white board and then circle the /ee/ sound in each word

merriment	happiness	plentiful	penniless	pitiful
happily	prettiest	nastiness	beautiful	silliness

Answers:

Ask children to copy the words on to their white board and then circle the /ee/ sound in each word

merriment	happiness	plentiful	penniless	pitiful
happily	prettiest	nastiness	beautiful	silliness

Stage: 4

Spelling Rules: The 'ee' sound spelt with an 'i'

List: 16

Name:



**Spelling Shed**

## Spellings

merriment

happiness

plentiful

penniless

happily

prettiest

nastiness

beautiful

pitiful

silliness

Write the correct spelling into each sentence.

The boy was filled with \_\_\_\_\_ when he saw his new bike.

The children got in to trouble because of their \_\_\_\_\_ at break time.

The dress was the most \_\_\_\_\_ thing she had ever seen.

After he bought all of the gifts, John was left \_\_\_\_\_.

There was so much food at the party, the guests said it was \_\_\_\_\_.

Stage: 4

Spelling Rules: The 'ee' sound spelt with an 'i'

List: 16

Answers:



Spelling Shed

## Spellings

merriment

happiness

plentiful

penniless

happily

prettiest

nastiness

beautiful

pitiful

silliness

Write the correct spelling into each sentence.

The boy was filled with happiness when he saw his new bike.

The children got in to trouble because of their silliness at break time.

The dress was the most prettiest thing she had ever seen.

After he bought all of the gifts, John was left penniless.

There was so much food at the party, the guests said it was plentiful.



Stage: 4

The 'ee' sound spelt with an 'i.'

List: 16

Name:

Spellings	1 <sup>st</sup> Attempt	2 <sup>nd</sup> Attempt	3 <sup>rd</sup> Attempt
merriment			
happiness			
plentiful			
penniless			
happily			
prettiest			
nastiness			
beautiful			
pitiful			
silliness			



Stage: 4

Spelling Rules: The 'ee' sound spelt with an 'i'

List: 16

Name:

## Spellings

merriment

happiness

plentiful

penniless

happily

prettiest

nastiness

beautiful

pitiful

silliness

	n	a		t	i	n	e		s				
					a	p	p		l				
p		e		t	i		u						
		p		t		f							
					e	r			m	n			
					p		n		i	l	s		
							b		a	u	i		l
		p		e		t		e		t			
	a	p		i	n	s							

Find the missing letters to complete the missing word in red.





# Spelling Shed

Stage: 4

List: 17



The suffix '-ous'. If there is an 'ee' sound before the '-ous' ending, it is usually spelled as i, but a few words have e.



Stage: 4	Spelling Rules: The suffix '-ous.' If there is an 'ee' sound before the '-ous' ending, it is usually spelled as i, but a few words have e.
List: 17	

<b>Spellings</b>
serious
obvious
curious
hideous
spontaneous
courteous
furious
various
victorious
gaseous

Introduction	If there is an /ee/ sound before the 'ous' then the sound is usually spelled with an 'i' but sometimes it is spelled with an 'e' and children just need to learn these tricky words.
Main Teaching Activity	<p>Speed write – children draw a line down the middle of their white boards and write 'i' on one side and 'e' on the other. Show children the spelling list and give them 3 minutes to correctly add as many of them to the 'e' or 'i' side of their whiteboard.</p> <p>Discuss the outcomes and address misconceptions.</p>
Independent Activity	Children to work in pairs to practise writing the words, one child picks a word and their partner writes it on the whiteboard. The first child checks the word and then they switch roles.



Spelling Shed

serious  
obvious  
curious  
hideous  
spontaneous  
courteous  
furious  
various  
victorious  
gaseous





Stage: 4

The suffix '-ous.' If there is an 'ee' sound before the '-ous' ending, it is usually spelled as i, but a few words have e.

List: 17

Name:

Spellings	1 <sup>st</sup> Attempt	2 <sup>nd</sup> Attempt	3 <sup>rd</sup> Attempt
serious			
obvious			
curious			
hideous			
spontaneous			
courteous			
furious			
various			
victorious			
gaseous			



Stage: 4

The suffix '-ous' If there is an 'ee' sound before the '-ous' ending, it is usually spelled as i, but a few words have e.

List: 17

Name:

## Spellings

serious

obvious

curious

hideous

spontaneous

courteous

furious

various

victorious

gaseous

Draw a line to match each spelling to its definition.

Easy to see or notice.

Made up of gas.

Not joking or funny.

Eager to learn something.

Very ugly or disgusting.

Done without planning.

The winner's feeling.

How to refer to a range of things.

Very angry.

Very polite and respectful.



Stage: 4	The suffix '-ous' If there is an 'ee' sound before the '-ous' ending, it is usually spelled as i, but a few words have e.
List: 17	

Answers:

**Draw a line to match each spelling to its definition.**

Spellings	
serious	○
obvious	○
curious	○
hideous	○
spontaneous	○
courteous	○
furious	○
various	○
victorious	○
gaseous	○

Not joking or funny.

Easy to see or notice.

Eager to learn something.

Very ugly or disgusting.

Done without planning.

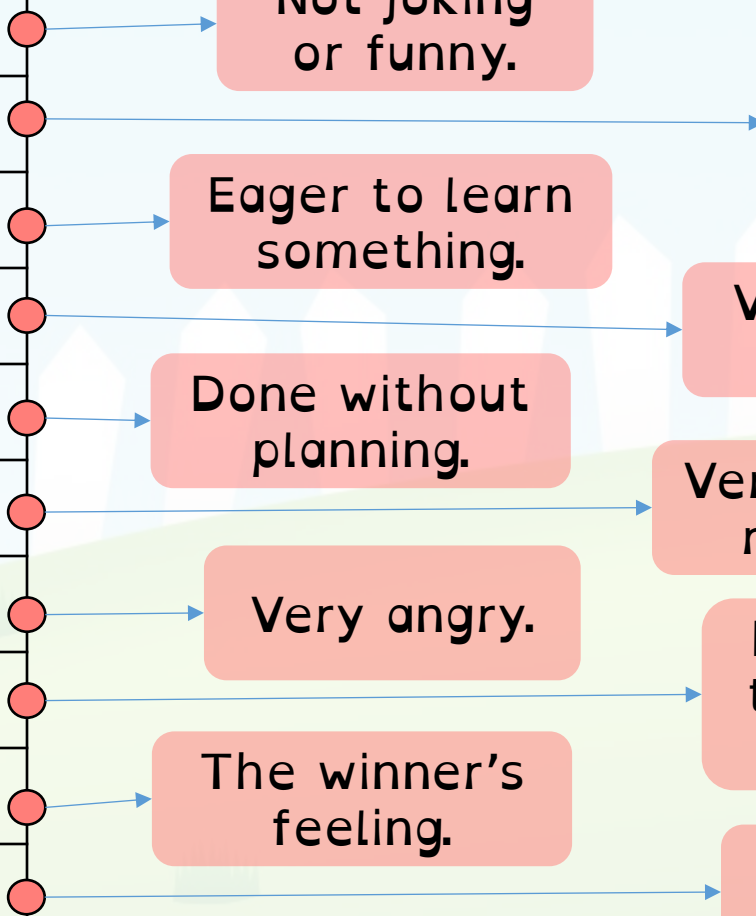
Very polite and respectful.

Very angry.

How to refer to a range of things.

The winner's feeling.

Made up of gas.





# Spelling Shed

Stage: 4

List: 18



Challenge Words



Stage: 4

Challenge Words

List: 18



Spelling Shed

**Spellings**

breath

business

caught

different

exercise

extreme

medicine

possession

although

thought

Challenge Week

Choose an activity from the Challenge Activity Pack.

Stage: 4

**Challenge Words**

List: 18

Name:



**Spelling Shed**

Spellings	1 <sup>st</sup> Attempt	2 <sup>nd</sup> Attempt	3 <sup>rd</sup> Attempt
breath			
business			
caught			
different			
exercise			
extreme			
medicine			
possession			
although			
thought			

Stage: 4

Challenge Words

List: 18

Name:



Spelling Shed

Spellings

breath

business

caught

different

exercise

extreme

medicine

possession

although

thought

a	r	h	z	g	w	p	a	l	t	h	o	u	g	h	d
b	r	e	a	t	h	f	o	h	r	e	r	h	s	k	i
t	b	x	i	g	x	j	k	s	q	c	f	i	g	p	f
h	c	e	y	m	c	v	n	l	s	o	m	e	d	l	f
o	s	r	n	f	a	p	n	a	m	e	b	d	a	k	e
u	d	c	x	b	u	s	i	n	e	s	s	y	j	k	r
g	q	i	e	p	g	w	v	o	p	y	e	s	z	j	e
h	y	s	t	o	h	u	u	r	c	q	b	c	i	i	n
t	s	e	e	x	t	r	e	m	e	s	t	b	x	o	t
m	e	d	i	c	i	n	e	t	d	z	a	v	u	w	n

Can you find your spellings hidden in this word search?

Stage: 4

Challenge Words

List: 18

Answers:



Spelling Shed

Spellings

breath

business

caught

different

exercise

extreme

medicine

possession

although

thought

a	r	h	z	g	w	p	a	l	t	h	o	u	g	h	d
b	r	e	a	t	h	f	o	h	r	e	r	h	s	k	i
t	b	x	i	g	x	j	k	s	q	c	f	i	g	p	f
h	c	e	y	m	c	v	n	l	s	o	m	e	d	l	f
o	s	r	n	f	a	p	n	a	m	e	b	d	a	k	e
u	d	c	x	b	u	s	i	n	e	s	s	y	j	k	r
g	q	i	e	p	g	w	v	o	p	y	e	s	z	j	e
h	y	s	t	o	h	u	u	r	c	q	b	c	i	i	n
t	s	e	e	x	t	r	e	m	e	s	t	b	x	o	t
m	e	d	i	c	i	n	e	t	d	z	a	v	u	w	n

Can you find your spellings hidden in this word search?



# Spelling Shed

Stage: 4

List: 19



The 'au' digraph.





Stage: 4	The 'au' digraph.
List: 19	

<b>Spellings</b>	Introduction	Children are looking at the 'au' digraph and 10 words with the /aw/ sound.
naughty		
caught	Main Teaching Activity	Explain to children that the digraph 'au' is pronounced like /aw/ and so they need to learn whether the spelling is 'au' or 'aw'. Ask them to look at the pictures on the board and see if they can work out what the 'au' word is. They can draw/write them on their mini whiteboards!
fraught		
automatic		
astronaut		
cause	Independent Activity	Click to reveal the answers, highlight the 'au' sound in each word and discuss any misconceptions.
author		
applaud		
taught		
audience		
		Using mini whiteboard, see if the children can write one or two sentences using as many of the spelling list or image words as possible. For example: The <u>naughty</u> <u>astronaut</u> got <u>caught</u> trying to set of the <u>automatic</u> rocket <u>launch</u> .
		Share the sentences and discuss!



What word do these images show? Think of words with the 'au' sound in them



haunted



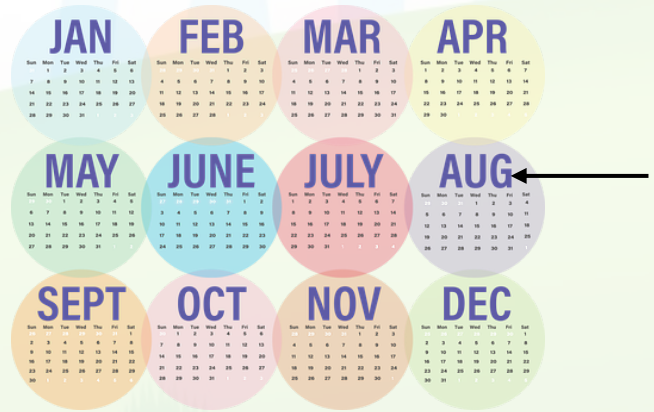
launch




autumn



sauce



August



astronaut



pause



Stage: 4	The 'au' digraph.
List: 19	Name:

Spellings	1 <sup>st</sup> Attempt	2 <sup>nd</sup> Attempt	3 <sup>rd</sup> Attempt
naughty			
caught			
fraught			
automatic			
astronaut			
cause			
author			
applaud			
taught			
audience			



Stage: 4

The 'au' digraph.

List: 19

Name:

Spellings

naughty

caught

fraught

automatic

astronaut

cause

author

applaud

taught

audience

cau

auto

audi

ast

tau

nau

aut

cau

app

fra

ught

se

laud

ence

ght

ght

ronaut

hor

ghty

matic

Match each half of the spellings with a straight line.

One has already been done for you.



Stage: 4

The 'au' digraph.

List: 19

Answers:

Spellings

naughty

caught

fraught

automatic

astronaut

cause

author

applaud

taught

audience

cau

auto

audi

ast

tau

nau

aut

cau

app

fra

ught

se

laud

ence

ght

ght

ronaut

hor

ghty

matic

Match each half of the spellings with a straight line.

One has already been done for you.

# Spelling Shed

Stage: 4

List: 20

The suffix '-ion' when the root word ends in 't' or 'te'  
then the suffix becomes '-tion'



Stage: 4

The suffix '-ion' when the root word ends in 't' or 'te' then the suffix becomes '-tion'

List: 20

## Spellings

invention

injection

action

hesitation

completion

stagnation

nomination

migration

conservation

selection

### Introduction

Looking at the suffix 'ion' explain that when the root word ends with t then the sound is pronounced 'shun' – 'tion'.

When the word ends with 'te' then the 'e' is dropped before 'ion' is added and the sound also becomes 'shun' – 'tion'.

### Main Teaching Activity

Using the power point slide ask the children to add the 'ion' suffix to each root word, using the spelling rules above. Then get children to check their answers with a partner and practise reading the words and saying the 'shun' sound.

Share answers and discuss any misconceptions or mistakes.

### Independent Activity

Using the spelling list words get children to work in pairs to try and find two new words that they can make from each word. For example:

invention – invent – vent  
stagnation – sing – tags  
migration – gram - tram



Add the 'ion' sound to each of these words. Remember the rules:

- \* If the word ends in 't' then add 'ion' on the end
- \* If the word ends in 'te' then remove the 'e' then add 'ion'

invent	inject	act	hesitate	complete
stagnate	nominate	migrate	conserve	select

With a partner, check your answers and then practise pronouncing the 'shun' sound at the end of each word.

Answers:

Add the 'ion' sound to each of these words. Remember the rules:

- \* If the word ends in 't' then add 'ion' on the end
- \* If the word ends in 'te' then remove the 'e' then add 'ion'

invent invention	inject injection	act action	hesitate hesitation	complete completion
stagnate stagnation	nominate nomination	migrate migration	conserve conservation	select selection

With a partner, check your answers and then practise pronouncing the 'shun' sound at the end of each word.



Stage: 4	The suffix '-ion' when the root word ends in 't' or 'te' then the suffix becomes '-tion'
List: 20	

Spellings	1 <sup>st</sup> Attempt	2 <sup>nd</sup> Attempt	3 <sup>rd</sup> Attempt
invention			
injection			
action			
hesitation			
completion			
stagnation			
nomination			
migration			
conservation			
selection			



Stage: 4	The suffix '-ion' when the root word ends in 't' or 'te' then the suffix becomes '-tion'
List: 20	Name:

<b>Spellings</b>
invention
injection
action
hesitation
completion
stagnation
nomination
migration
conservation
selection

Write the correct spelling into each sentence.

The scientist was ready to reveal his new \_\_\_\_\_ to the world.

The birds are currently starting their \_\_\_\_\_ to the South.

I was worried about having an \_\_\_\_\_ from the doctor.

There was a large \_\_\_\_\_ of sweets for sale.

The new school building was nearing \_\_\_\_\_.

After months of \_\_\_\_\_, the two armies marched into \_\_\_\_\_.

Three children each received a \_\_\_\_\_ for the school council.

Due to the \_\_\_\_\_ project there are now more Pandas in the wild.



Stage: 4

The suffix '-ion' when the root word ends in 't' or 'te' then the suffix becomes '-tion'

List: 20

Answers:

### Spellings

invention

injection

action

hesitation

completion

stagnation

nomination

migration

conservation

selection

Write the correct spelling into each sentence.

The scientist was ready to reveal his new **\_invention\_** to the world.

The birds are currently starting their **\_migration\_** to the South.

I was worried about having an **\_injection\_** from the doctor.

There was a large **\_selection\_** of sweets for sale.

The new school building was nearing **\_completion\_**.

After months of **\_hesitation\_**, the two armies marched into **\_action\_**.

Three children each received a **\_nomination\_** for the school council.

Due to the **\_conservation\_** project there are now more Pandas in the wild.



# Spelling Shed

Stage: 4

List: 21



The suffix '-ion' becomes '-ssion' when the root word ends in 'ss' or 'mit'



Stage: 4

Spelling Rules: The suffix '-ion' becomes '-ssion' when the root word ends in 'ss' or 'mit.'

List: 21

## Spellings

expression

discussion

confession

permission

admission

impression

obsession

procession

omission

concussion

### Introduction

The suffix 'ion' is written as 'ssion' and pronounced with the 'shun' sound when root words end in 'ss' or 'mit'. The rules are:

- When the root word ends in 'ss' then add 'ion' straight on the end.
- When the root word ends in 'mit', drop the 't' and add 'ssion'.

### Main Teaching Activity

The trickier spelling rule is for words ending in 'mit' so use the power point slide to show children the method of dropping the 't' and adding 'ssion'. Have them complete the next three independently and then check with a partner.

Get children to come up to the board to show you what each ? represents.

### Independent Activity

Get children to pick 5 of their spelling list words and look up a definition for each one. Write the word and its definition on a post it note and, if possible, stick all of the post it notes on a door, window or wall. See if children can use any of their spelling words in their work (or conversations) during the rest of day!



Copy the first method to complete the next three:

omit - t = omi + ssion = omission

remit - ? = ? + ? = remission

admit - ? = ? + ? = admission

permit - ? = ? + ? = permission

Answers:

Copy the first method to complete the next three:



omit - t = omi + ssion = omission

remit - t = remi + ssion = remission

admit - t = admi + ssion = admission

permit - t = permi + ssion = permission



Stage: 4	The suffix '-ion' becomes '-ssion' when the root word ends in 'ss' or 'mit'
List: 21	
Name: _____	

Spellings	1 <sup>st</sup> Attempt	2 <sup>nd</sup> Attempt	3 <sup>rd</sup> Attempt
expression			
discussion			
confession			
permission			
admission			
impression			
obsession			
procession			
omission			
concussion			



Stage: 4	The suffix '-ion' becomes '-ssion' when the root word ends in 'ss' or 'mit'
List: 21	Name:

Spellings
expression
discussion
confession
permission
admission
impression
obsession
procession
omission
concussion

Circle the 10 correct spellings below.

concussion    impresssion    espression    confesion    obsesion    permission  
 confession    impresssion    permission    admission    diskussion    ommission  
 expression    obsession    processsion    admision    inpression    omission  
 prosession    expresion    procesion    discussion    addmission    permizzion  
 confession    oimission    obsession    comcussion    discusion    concusion

Cover your spelling list to make the task trickier!



Stage: 4	The suffix '-ion' becomes '-ssion' when the root word ends in 'ss' or 'mit'
List: 21	Answers:

Spellings
expression
discussion
confession
permission
admission
impression
obsession
procession
omission
concussion

Circle the 10 correct spellings below.

concussion    impression    espression    confesion    obsesion    permission  
 confession    impression    permission    admission    diskussion    ommission  
expression    obsession    procession    admision    inpression    omission  
 prosession    expresion    procesion    discussion    addmission    permizzion  
confession    oimission    obsession    comcussion    discusion    concusion

Cover your spelling list to make the task trickier!



# Spelling Shed

Stage: 4

List: 22

The suffix '-cian' used instead of '-sion' when  
the root word ends in 'c' or 'cs'





Stage: 4	The suffix '-cian' used instead of '-sion' when the root word ends in 'c' or 'cs'
List: 22	

<b>Spellings</b>	<b>Introduction</b>	Continuing with the 'shun' sound suffix, explain that sometimes it can be spelled 'cian' when the root word ends in a 'c' or a 'cs'.  Can children think of any words that end with 'cian'?
musician	<b>Main Teaching Activity</b>	Give children the word cards and ask them, in pairs or threes, to sort the cards in to piles, depending on their endings.  There should be a pile for 'cian', a pile for 'tion' and a pile for 'ssion'.  Discuss the words ending in 'cian' – what do children notice about them? They are all occupations (jobs).
magician		
electrician	<b>Independent Activity</b>	Children to use the power point slide to match jobs to their definitions, they then need to write their own definition for the remaining five occupations. A dictionary could be used for support if needed.
politician		
mathematician		
technician		
optician		
beautician		
physician		
dietician		



Print out and cut up the word cards, one set for each group.

omission	magician	permission	discussion	beautician
politician	transmission	occupation	injection	selection
confession	technician	admission	action	electrician



Stage: 4	The suffix '-cian' used instead of '-sion' when the root word ends in 'c' or 'cs'
List: 22	Name:

Draw a line to match five spellings to their definition then write a definition for the missing ones.

Spellings	
musician	○
magician	○
electrician	○
politician	○
mathematician	○
technician	○
optician	○
beautician	○
physician	○
dietician	○

someone who plays an musical instrument

A person who performs magic.

Someone who works with electricity.

someone who helps teach about food and diet

A person who works in politics.

[Empty box for definition]

[Empty box for definition]

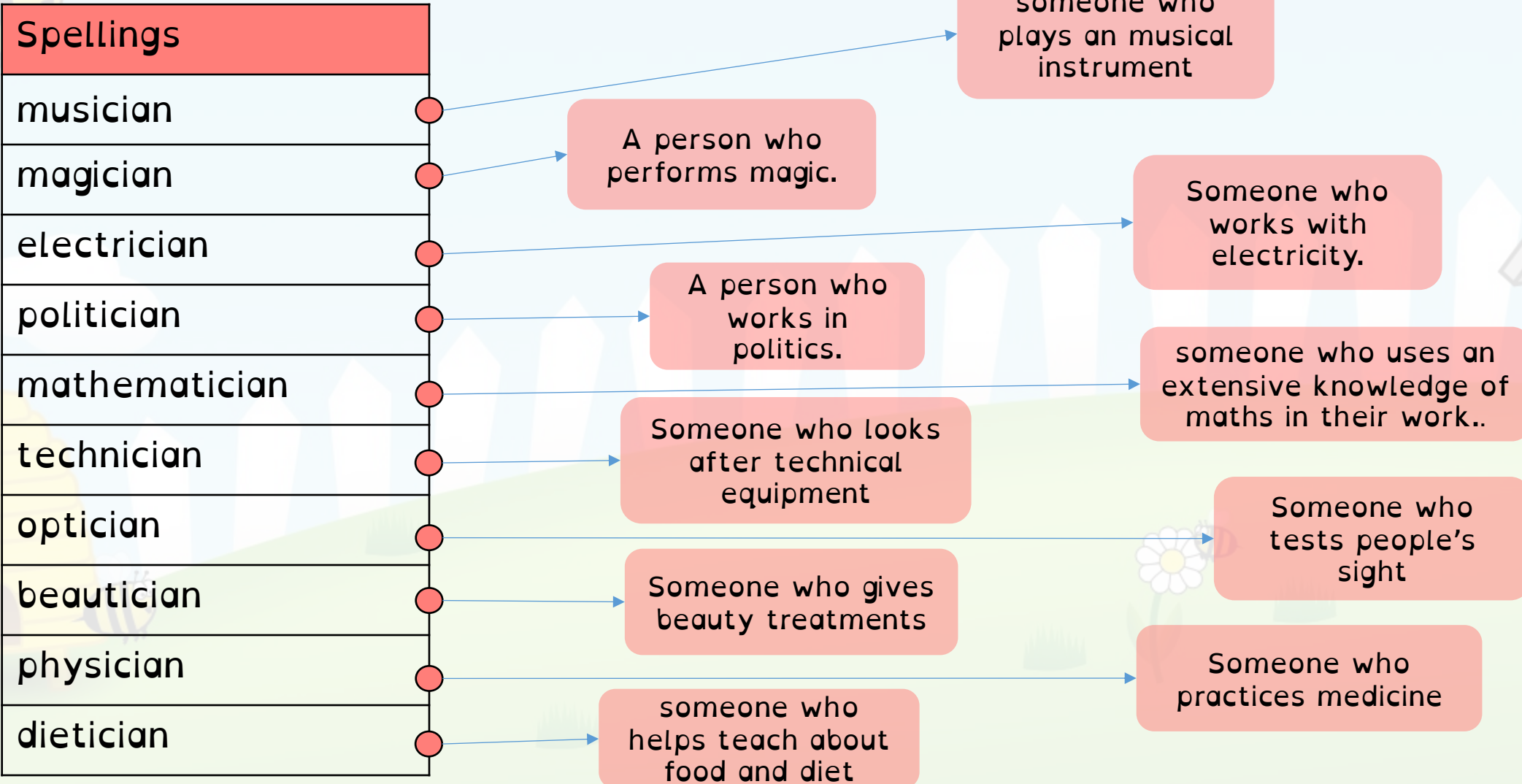
[Empty box for definition]

[Empty box for definition]

[Empty box for definition]



Stage: 4	The suffix '-cian' used instead of '-sion' when the root word ends in 'c' or 'cs'
List: 22	Answers:





Stage: 4	The suffix '-cian' used instead of '-sion' when the root word ends in 'c' or 'cs'
List: 22	

Spellings	1 <sup>st</sup> Attempt	2 <sup>nd</sup> Attempt	3 <sup>rd</sup> Attempt
musician			
magician			
electrician			
politician			
mathematician			
technician			
optician			
beautician			
physician			
dietician			



Spelling Shed

Stage: 4

The suffix '-cian' used instead of '-sion' when the root word ends in 'c' or 'cs'

List: 22

Name:

### Spellings

musician

magician

electrician

politician

mathematician

technician

optician

beautician

physician

dietician

Match each spelling with the job pictured.











				
				



Stage: 4	The suffix '-cian' used instead of '-sion' when the root word ends in 'c' or 'cs'
List: 22	Answers:

## Match each spelling with the job pictured.

Spellings
musician
magician
electrician
politician
mathematician
technician
optician
beautician
physician
dietician




				
mathematician	technician	optician	magician	musician
				
dietician	physician	politician	electrician	beautician



# Spelling Shed

Stage: 4

List: 23



Adding '-ly' to create adverbs of manner.  
These adverbs describe how the verb is occurring.



Stage: 4	Adding '-ly' to create adverbs of manner. These adverbs describe how the verb is occurring.
List: 23	

<b>Spellings</b>
reluctantly
quickly
generously
unexpectedly
gently
curiously
furiously
seriously
victoriously
courteously

Introduction	<p>Adding ly to a creates an adverb that describes HOW the verb in the sentence is being done. For example</p> <p>The fox jumped quickly – the adverb quickly describes how the fox jumped.</p> <p>If the root word ends in 'e' remove the 'e' and add 'ly' (gentle/gently) If the root word ends in 'y', change the 'y' for 'i' and add 'ly'. (sleepy/sleepily)</p>
Main Teaching Activity	<p>Show children the slide and get them to add 'ly' to change each adjective in to the adverb and therefore create their spelling list. One word follows a different rule (gentle/gently) can they spot it? Click twice for transitions on the slide.</p> <p>Discuss misconceptions and the spelling rules to check children understand them before moving on.</p>
Independent Activity	<p>Children choose a word for each sentence, adding the suffix '-ly' to each to create an adverb. They can either write their word on the sheet or write out full sentences including their spelling words.</p> <p>Can they write sentences for the missing words?</p>



Add 'ly' to each of these adjectives to turn them in to adverbs – there is one word that follows a different rule, can you spot it?

reluctant

quick

generous

unexpected

gentle

curious

furious

serious

victorious

courteous

+ ly  
=

reluctantly

quickly

generously

unexpectedly

gently

curiously

furiously

seriously

victoriously

courteously

This word is different,  
can you see how?

Change the words below in to adverbs by adding 'ly' and then complete the sentences using the correct word.



Spelling Shed

reluctant

quick

generous

unexpected

gentle

curious

furious

serious

victorious

courteous

The cheetah ran \_\_\_\_\_ across the dusty land.

Tommy \_\_\_\_\_ shared his sweets with his sister.

\_\_\_\_\_, the boy peered in to the dark cupboard.

Alfie stroked his new puppy very \_\_\_\_\_.

They had won the final match, \_\_\_\_\_ the team lifted the cup above their heads!

The girl was \_\_\_\_\_ injured when she fell off her bike.

Change the words below in to adverbs by adding 'ly' and then complete the sentences using the correct word.



Spelling Shed

Answers:

reluctant**ly**

The cheetah ran **\_quickly\_** across the dusty land.

quick**ly**

Tommy **\_generously\_** shared his sweets with his sister.

generous**ly**

unexpected**ly**

**\_reluctantly\_**, the boy peered in to the dark cupboard.

gent**ly**

Alfie stroked his new puppy very **\_gently\_**.

curious**ly**

furious**ly**

They had won the final match, **\_victoriously\_** the team lifted the cup above their heads!

serious**ly**

victorious**ly**

courteous**ly**

The girl was **\_seriously\_** injured when she fell off her bike.



Stage: 4

Adding '-ly' to create adverbs of manner.  
These adverbs describe how the verb is occurring.

List: 23

Name:

Spellings	1 <sup>st</sup> Attempt	2 <sup>nd</sup> Attempt	3 <sup>rd</sup> Attempt
reluctantly			
quickly			
generously			
unexpectedly			
gently			
curiously			
furiously			
seriously			
victoriously			
courteously			





# Spelling Shed

Stage: 4

List: 24



Challenge Words



Stage: 4

Challenge Words

List: 24



**Spellings**

group

height

particular

potatoes

separate

surprise

through

various

though

woman

Challenge Week

Choose an activity from the Challenge Activity Pack



Stage: 4

**Challenge Words**

List: 24

Name:



**Spelling Shed**

Spellings	1 <sup>st</sup> Attempt	2 <sup>nd</sup> Attempt	3 <sup>rd</sup> Attempt
group			
height			
particular			
potatoes			
separate			
surprise			
through			
various			
though			
woman			



Stage: 4	<b>Challenge Words</b>
List: 24	
Name: _____	

<b>Spellings</b>
group
height
particular
potatoes
separate
surprise
through
various
though
woman

		o	t		t		e	s									
	a																
	r										g	h					
						h		p						w			
	c							i						m			
									e	p	a		a	t			
	l							e									i
	a		i		u	s											
	r																h
																	t

Fill in the blanks to complete the grid.



Stage: 4

Challenge Words

List: 24

Answers:

Spellings

group

height

particular

potatoes

separate

surprise

through

various

though

woman

	p	o	t	a	t	o	e	s									
	a							u									
	r					t	h	r	o	u	g	h					
	t	h	o	u	g	h		p					w				
	i							r					o				
	c				g			i					m		h		
	u				r			s	e	p	a	r	a	t	e		
	l				o			e					n		i		
	v	a	r	i	o	u	s										g
	r				p												h
																	t


Fill in the blanks to complete the grid.



# Spelling Shed

Stage: 4

List: 25



Homophones – words which have the same pronunciation but different meanings and/or spellings.



Stage: 4	Spelling Rules: Homophones – words which have the same pronunciation but different meanings and/or spellings.
List: 25	

Spellings	Introduction	Main Teaching Activity	Independent Activity
scene	Can the children remember what the word homophone means? Can they think of any examples? Define them as words which have the same pronunciation but different meanings and/or spellings. Remind them how near homophones have slightly different pronunciations.	Using the PowerPoint, display each example on the whiteboard. Ask the children to write down the word that they think goes in each gap.  After each example ask the children to share their responses and discuss any errors or misconceptions.  Teacher can choose to reveal the two spellings before or after the pupil attempts.	In small groups. One child writes a sentence with one of this week's spellings missing. E.g. We travelled to France by _____.  The children on their table then write down the correct spelling on their whiteboards. The child who created the question shares which they thought was the right question and check each others' answers.
seen			
whose			
who's			
affect			
effect			
here			
hear			
heel			
heal			



It was so noisy, the boy struggled to \_\_\_\_\_ what his mum said.

Which is the correct spelling?

here

hear

Answers:

It was so noisy, the boy struggled to hear what his mum said.

Which is the correct spelling?

here

hear



The teacher had lost the whiteboard  
rubber, she asked if anyone had  
\_\_\_\_\_ it.

Which is the correct spelling?

seen

scene

Answers:

The teacher had lost the whiteboard rubber, she asked if anyone had seen it.

Which is the correct spelling?

seen

scene



Spelling Shed

\_\_\_\_\_ are these trainers?

Which is the correct spelling?

whose

who's

Answers:

whose are these trainers?

Which is the correct spelling?

whose

who's



At last her broken arm had begun  
to \_\_\_\_\_!

Which is the correct spelling?

heel

heal

Answers:



At last her broken arm had begun  
to heal!

Which is the correct spelling?

heel

heal





The \_\_\_\_\_ of plastic on the environment is devastating.

Which is the correct spelling?

effect

affect

Answers:

The effect of plastic on the environment is devastating.

Which is the correct spelling?

effect

affect



Stage: 4	Homophones – words which have the same pronunciation but different meanings and/or spellings.
List: 25	
Name: _____	

Spellings	1 <sup>st</sup> Attempt	2 <sup>nd</sup> Attempt	3 <sup>rd</sup> Attempt
scene			
seen			
whose			
who's			
affect			
effect			
here			
hear			
heel			
heal			



Stage: 4	Homophones – words which have the same pronunciation but different meanings and/or spellings.
List: 25	
Name:	

Spellings
scene
seen
whose
who's
affect
effect
here
hear
heel
heal

Choose one of your spellings to complete the sentence.  
Only one of the pair is correct.

The opening of the story set the \_\_\_\_\_ for the reader.

“\_\_\_\_\_ socks are these?” asked the teacher.

The medicine had an immediate \_\_\_\_\_.

It was difficult to \_\_\_\_\_ over the noise in the playground.

Daniel hurt his \_\_\_\_\_ playing football in the park.



Stage: 4

Homophones – words which have the same pronunciation but different meanings and/or spellings.

List: 25

Answers:

## Spellings

scene

seen

whose

who's

affect

effect

here

hear

heel

heal

Choose one of your spellings to complete the sentence.  
Only one of the pair is correct.

The opening of the story set the **\_scene\_** for the reader.

“**\_whose\_** socks are these?” asked the teacher.

The medicine had an immediate **\_effect\_**.

It was difficult to **\_hear\_** over the noise in the playground.

Daniel hurt his **\_heel\_** playing football in the park.



# Spelling Shed

Stage: 4

List: 26



The /s/ sound spelt c before 'i' and 'e'.



Stage: 4	Spelling Rules: The /s/ sound spelt c before 'i' and 'e'.
List: 26	

<b>Spellings</b>
circle
century
centaur
circus
princess
voice
medicine
celebrate
celery
pencil

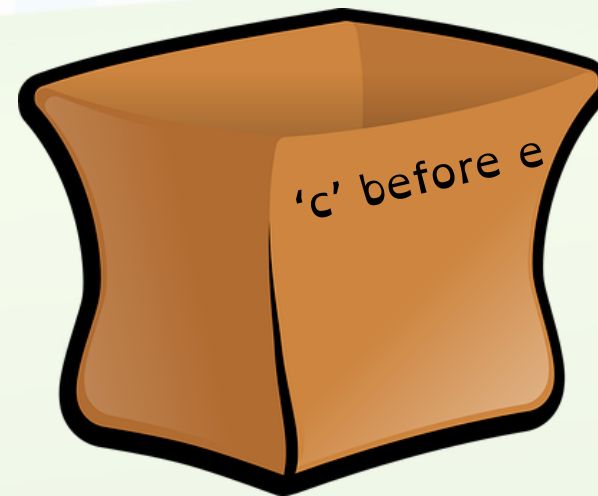

Introduction	Today we will look at the /s/ sound when it is spelled with a 'c'. This occurs generally when the 'c' comes before an 'i' or an 'e'.
Main Teaching Activity	Show children the slide and ask them to, using mini whiteboard, sort the spelling list words in to words with 'i' before 'c' and words with 'e' before 'c'.  Discuss misconceptions and check understanding.
Independent Activity	Using the power point ask children to work independently to identify the images and then spell what they are. Remind children that the 's' sound in the words will be spelled using a 'c'.  Check answers and discuss errors or misconceptions.



Get children to sort the spelling list words in to ones where the 'c' comes before an 'i' and ones where the 'c' comes before an 'e'.

circle  
century  
centaur  
circus  
princess

voice  
medicine  
celebrate  
celery  
pencil





Get children to sort the spelling list words in to ones where the 'c' comes before an 'i' and ones where the 'c' comes before an 'e'.

Answers:

circle  
century  
centaur  
circus  
princess


voice  
medicine  
celebrate  
celery  
pencil

medicine

circle

circus

pencil



celebrate

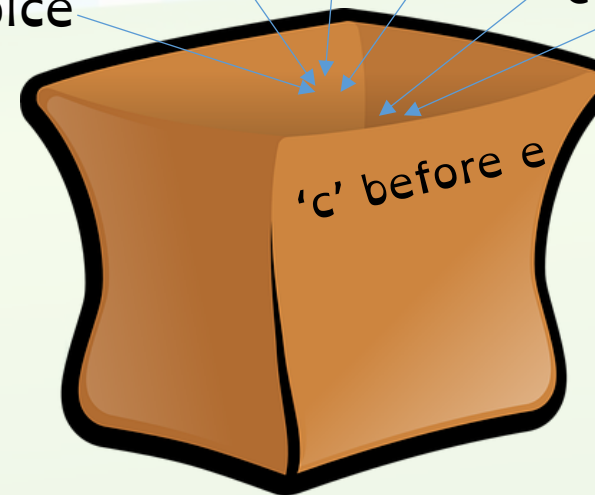
centaur

celery

princess










century

voice














Look at the images below, can you spell what they are?

				100 Years
				



Answers:

Look at the images below, can you spell what they are?

				100 Years
circle	voice	circus	medicine	century
				
princess	celebrate	centaur	celery	pencil



Stage: 4	The /s/ sound spelt c before 'i' and 'e'.
List: 26	Name:

Spellings	1 <sup>st</sup> Attempt	2 <sup>nd</sup> Attempt	3 <sup>rd</sup> Attempt
circle			
century			
centaur			
circus			
princess			
voice			
medicine			
celebrate			
celery			
pencil			





Stage: 4

Spelling Rules: The /s/ sound spelled 'c' before 'e', 'i' and 'y'

List: 26

Answers:

Cover your spellings for this task

## Spellings

circle

century

centaur

circus

princess

voice

medicine

celebrate

celery

pencil



sircle

sentury

sentaur

sircus

prinsess

voise

medisine

selebrate

selery

pencil

Marvin has scored 0/10 in his spelling test.

Can you help him out by writing the correct spellings into this grid?

circle

century

centaur

circus

princess

voice

medicine

celebrate

celery

pencil



# Spelling Shed

Stage: 4

List: 27

Some words have similar spellings, root words and meanings. We call these word families. This list contains 'sol word family' and 'real word family' words.





Stage: 4	Some words have similar spellings, root words and meanings. We call these word families. This list contains 'sol word family' and 'real word family' words.
List: 27	

<b>Spellings</b>
solar
solution
soluble
insoluble
dissolve
real
reality
realistic
unreal
realisation

Introduction	There are words in English that have similar spellings, root words and meanings and these are called word families. Today we will look at words with 'sol' and words with 'real' in them.
Main Teaching Activity	Speed sort! Ask children to very quickly divide their spelling list in to 'sol' words and 'real' words by writing them under two headings on their white boards. Give them two minutes and make sure they check their spellings are correct!
Independent Activity	<p>Get children to work in small groups, one child picks one of the spelling list words and writes the first letter on a mini whiteboard, then passes the board to their left, the next child writes the next letter of the word and so on until the word is complete.</p> <p>The child that writes the final letter checks the spelling is correct and then picks another word from the board to start again.</p>



Stage: 4

Some words have similar spellings, root words and meanings. We call these word families. Today's lists has 'sol word family' and 'real word family' words.

List: 27

Name:

Spellings	1 <sup>st</sup> Attempt	2 <sup>nd</sup> Attempt	3 <sup>rd</sup> Attempt
solar			
solution			
soluble			
insoluble			
dissolve			
real			
reality			
realistic			
unreal			
realisation			



Stage: 4	Some words have similar spellings, root words and meanings.
List: 27	

<b>Spellings</b>
solar
solution
soluble
insoluble
dissolve
real
reality
realistic
unreal
realisation

a	i	x	r	p	s	r	c	t	m	u	n	r	e	a	l
b	n	m	v	l	j	e	j	k	j	m	h	e	a	g	z
s	s	o	i	w	h	a	h	g	i	k	f	s	d	q	n
o	o	v	r	e	a	l	i	s	a	t	i	o	n	d	y
l	l	w	x	h	m	i	d	o	r	h	g	l	c	e	o
u	u	t	d	i	s	s	o	l	v	e	w	u	b	f	x
t	b	s	y	j	d	t	e	a	l	v	n	b	c	g	p
i	l	b	k	c	q	i	e	r	r	e	a	l	i	t	y
o	e	n	a	z	m	c	f	g	u	p	t	e	l	r	s
n	s	t	u	r	e	a	l	e	s	a	t	i	o	n	q

Can you find your spellings hidden in this word search?



Stage: 4

Some words have similar spellings, root words and meanings.

List: 27

Answers:

Spellings

solar

solution

soluble

insoluble

dissolve

real

reality

realistic

unreal

realisation

a	i	x	r	p	s	r	c	t	m	u	n	r	e	a	l
b	n	m	v	l	j	e	j	k	j	m	h	e	a	g	z
s	s	o	i	w	h	a	h	g	i	k	f	s	d	q	n
o	o	v	r	e	a	l	i	s	a	t	i	o	n	d	y
l	l	w	x	h	m	i	d	o	r	h	g	l	c	e	o
u	u	t	d	i	s	s	o	l	v	e	w	u	b	f	x
t	b	s	y	j	d	t	e	a	l	v	n	b	c	g	p
i	l	b	k	c	q	i	e	r	r	e	a	l	i	t	y
o	e	n	a	z	m	c	f	g	u	p	t	e	l	r	s
n	s	t	u	r	e	a	l	e	s	a	t	i	o	n	q

Can you find your spellings hidden in this word search?



# Spelling Shed

Stage: 4

List: 28

Some words have similar spellings, root words and meanings. We call these word families - 'phon word family' and 'sign word family' words are in this spelling list.





Stage: 4	Some words have similar spellings, root words and meanings. We call these word families - 'phon word family' and 'sign word family' words are in this spelling list.
List: 28	

<b>Spellings</b>	Introduction	There are words in English that have similar spellings, root words and meanings and these are called word families. Today we will look at words with 'phone' and words with 'sign' in them.
phone		
telephone	Main Teaching Activity	Using the power point slide, discuss the linking sound in today's list and then ask children to come up to the board and underline the sound in each word.  Discuss how, despite being spelled the same in each word, they can still be pronounced differently e.g. sign and signature.
phonics		
microphone		
phonograph		
sign	Independent Activity	Children play spelling noughts and crosses (tic tac toe). On a mini whiteboard draw a nought and crosses grid (see powerpoint slide). Each child chooses a target word from the list and has to write it in one of the squares next child writes their word in another, play like noughts and crosses. First to get three words in a row wins that round. Begin again with a new word from the list.
signature		
assign		
designer		
signaller		



Discuss the meanings of the words below and then ask children to come out and underline the linking sound in each word.

phone	telephone	phonics	microphone	phonograph
signature	assign	sign	designer	signaller

Answers:

Discuss the meanings of the words below and then ask children to come out and underline the linking sound in each word.

<u>ph</u> one	tele <u>ph</u> one	<u>ph</u> onics	micro <u>ph</u> one	<u>ph</u> onograph
<u>sign</u> ature	ass <u>ign</u>	<u>sign</u>	des <u>ign</u> er	<u>sign</u> aller



Stage:	The 'phon word family' and 'sign word family'
List: 28	

<b>Spellings</b>
phone
telephone
phonics
microphone
phonograph
sign
signature
assign
designer
signaller

Play word 'tic tac toe'. In pairs, children each select a word from the list and try to write it three times (spelled correctly) in a row. After someone wins, start again with new words from the list.

telephone	designer	
	designer	
telephone	designer	usually



Stage: 4	The 'phon word family' and 'sign word family'
List: 28	

Spellings	1 <sup>st</sup> Attempt	2 <sup>nd</sup> Attempt	3 <sup>rd</sup> Attempt
phone			
telephone			
phonics			
microphone			
phonograph			
sign			
signature			
assign			
designer			
signaller			



Stage: 4	The 'phon word family' and 'sign word family'
List: 28	Name:

Spellings
phone
telephone
phonics
microphone
phonograph
sign
signature
assign
designer
signaller

ph
telep
pho
micro
phono
si
signa
as
desi
sig

ture
naller
hone
gn
sign
one
phone
gner
nic
graph

Your spellings have been split and scrambled.

Draw a straight line to match the two parts of each spelling.



Stage: 4

The 'phon word family' and 'sign word family'

List: 28

Answers:

## Spellings

phone

telephone

phonics

microphone

phonograph

sign

signature

assign

designer

signaller

ph

telep

pho

micro

phono

si

signa

as

desi

sig

ture

naller

hone

gn

sign

one

phone

gner

nic

graph

Your spellings have been split and scrambled.

Draw a straight line to match the two parts of each spelling.

# Spelling Shed

Stage: 4

List: 29

The prefixes 'super-' 'anti-' and 'auto-'



Stage: 4	The prefixes 'super-' 'anti-' and 'auto-'
List: 29	

<b>Spellings</b>
supermarket
superman
superstar
superhuman
antiseptic
anticlockwise
antisocial
autobiography
autograph
automatic

Introduction	Today children will look at using the prefixes 'super', 'anti' and 'auto'
Main Teaching Activity	Using the power point slide, show children a root word. Ask them to write the prefix they think goes with it on their whiteboard and get them to hold their whiteboards up. Ask a child to try and use the word in a sentence.
Independent Activity	Give children the list of root words and the three prefix cards, in pairs get them to match the root word with the prefix and then write them on their white boards. There are additional words to just the spelling list words so a dictionary may be needed to check answers. Some words are not clear root words but will become a word once the prefix is added e.g. sticious/supersticious.



Which prefix would  
accompany this word?

market

**supermarket**

Use it in a sentence!



Which prefix would  
accompany this word?

septic

antiseptic

Use it in a sentence!



Spelling Shed

Which prefix would  
accompany this word?

biography

autobiography

Use it in a sentence!



Spelling Shed

Which prefix would  
accompany this word?

star

**superstar**

Use it in a sentence!



Spelling Shed

Which prefix would  
accompany this word?

clockwise

**anticlockwise**

Use it in a sentence!



Print out and cut up the word cards.  
One set for each group.

anti	super	auto	mobile	septic
human	histamine	social	natural	biography
pilot	stitious	graph	woman	virus
model	market	cipation	matic	focus



Stage: 4	Spelling Rules: Prefixes – 'super-' 'anti' and 'auto.'
List: 29	

Spellings	1 <sup>st</sup> Attempt	2 <sup>nd</sup> Attempt	3 <sup>rd</sup> Attempt
supermarket			
superman			
superstar			
superhuman			
antiseptic			
anticlockwise			
antisocial			
autobiography			
autograph			
automatic			



Stage: 4

Spelling Rules: Prefixes – 'super-' 'anti' and 'auto.'

List: 29

Name:

Spellings

supermarket

superman

superstar

superhuman

antiseptic

anticlockwise

antisocial

autobiography

autograph

automatic

	a		t						i	c					
					a		t		s		p		i	c	
						u		o	g				h		
							t		s	o			a	l	
	u	t		b			g		a		y				
								u	p		r		r	k	t
					s	u	p	e							
	a	n	t			c				c	w		s		
						u				r	s		a	r	
										u	e		h	u	a

Insert the missing letters into your spellings to find a new 'anti-' word.



Stage: 4

Spelling Rules: Prefixes – 'super-' 'anti' and 'auto.'

List: 29

Answers:

Spellings

supermarket

superman

superstar

superhuman

antiseptic

anticlockwise

antisocial

autobiography

autograph

automatic

a u t o m a t i c

a n t i s e p t i c

a u t o g r a p h

a n t i s o c i a l

a u t o b i o g r a p h y

s u p e r m a r k e t

s u p e r m a n

a n t i c l o c k w i s e

s u p e r s t a r

s u p e r h u m a n

Insert the missing letters into your spellings to find a new 'anti-' word.

# Spelling Shed

Stage: 4

List: 30

The prefix bi- meaning two



Stage: 4

Spelling Rules: The prefix bi- meaning two.

List: 30

## Spellings

bicycle

biplane

biped

bicentennial

biannual

bilingual

bicuspid

biceps

binoculars

bisect

### Introduction

Explain that the prefix 'bi' means two. Can children think of any words that begin with 'bi'? Discuss any suggestions and see if you can work out how the word two is relevant – e.g. bicycle means two wheels, bilingual means two languages.

### Main Teaching Activity

Using the power point slide, get children to add the prefix 'bi' to each of the words to create a new word on their whiteboards.

To extend children you could ask them to use three of the words in a sentence.

Feedback words and sentences to check for accuracy and understanding.

### Independent Activity

Children to complete the definition for five of their spelling list words, using a dictionary. Children could work independently or in pairs.

Children could be extended by looking up other 'bi' words in the dictionary, writing two definitions for it (one correct and one made up), they could then test the class to see which one they think is correct (like Balderdash).



Lingual

centennial

cycle

lateral

plane

+ bi

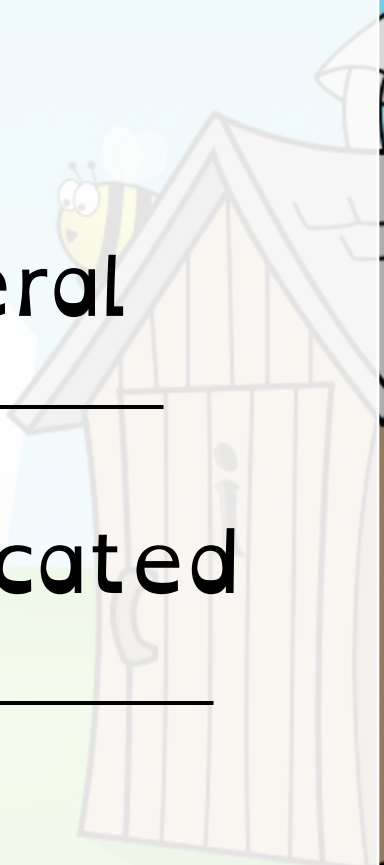
furcated

annual

sect

noculars

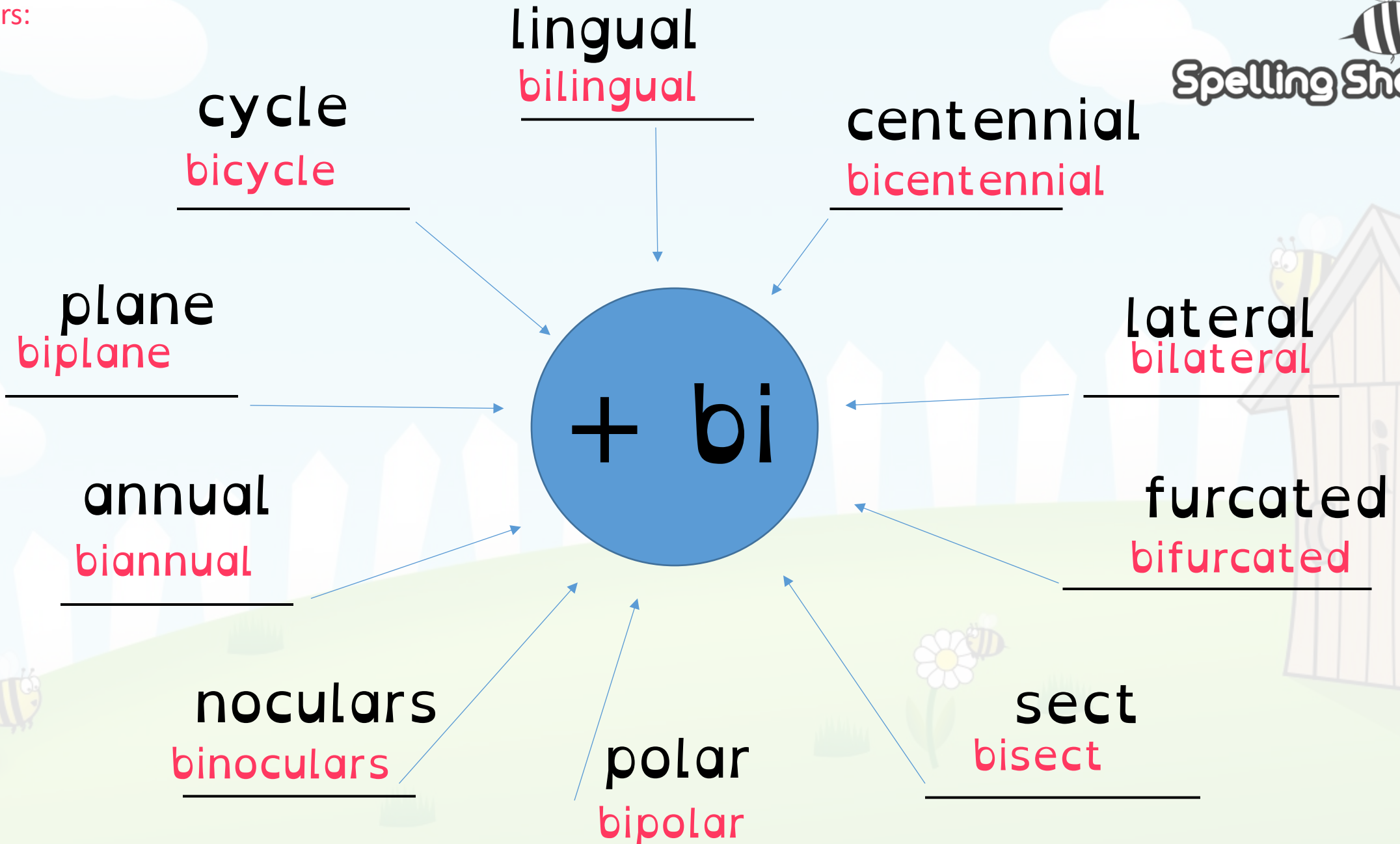
polar



Answers:



Spelling Shed



Stage: 4

Spelling Rules: The prefix bi- meaning two.

List: 30

Name:



**Spelling Shed**

Spellings	1 <sup>st</sup> Attempt	2 <sup>nd</sup> Attempt	3 <sup>rd</sup> Attempt
bicycle			
biplane			
biped			
bicentennial			
biannual			
bilingual			
bicuspid			
biceps			
binoculars			
bisect			



Stage: 4

Spelling Rules: The prefix bi- meaning two.

List: 30

Name:

Spellings

bicycle

biplane

biped

bicentennial

biannual

bilingual

bicuspid

biceps

binoculars

bisect

Add the bi-prefix to create these new words.  
Highlight the 10 that are your spellings.

bi + ceps =		bi + cycle =	
bi + ennial =		bi + noculars =	
bi + plane =		bi + valve =	
bi + annual =		bi + sect =	
bi + focal =		bi + lateral =	
bi + ped =		bi + centennial =	
bi + athlete =		bi + monthly =	
bi + cuspid =		bi + lingual =	



Stage: 4

Spelling Rules: The prefix bi- meaning two.

List: 30

Answers:

Spellings

bicycle

biplane

biped

bicentennial

biannual

bilingual

bicuspid

biceps

binoculars

bisect

Add the bi-prefix to create these new words.  
Highlight the 10 that are your spellings.

bi + ceps =	biceps	bi + cycle =	bicycle
bi + ennial =	biennial	bi + noculars =	binoculars
bi + plane =	biplane	bi + valve =	bivalve
bi + annual =	biannual	bi + sect =	bisect
bi + focal =	bifocal	bi + lateral =	bilateral
bi + ped =	biped	bi + centennial =	bicentennial
bi + athlete =	biathlete	bi + monthly =	bimonthly
bi + cuspid =	bicuspid	bi + lingual =	bilingual

# Spelling Shed

Stage: 4

List: 31

Revision – spelling rules we have learned in Stage 4.

Stage: 4

Revision – spelling rules we have learned in Stage 4.

List: 31



**Spelling Shed**

## Spellings

accept

inactive

illegal

submarine

interact

calendar

information

adoration

sadly

usually

## Revision

Choose an activity from the Challenge Activity Pack



Stage: 4	Revision – spelling rules we have learned in Stage 4.
List: 31	
Name:	

Spellings	1 <sup>st</sup> Attempt	2 <sup>nd</sup> Attempt	3 <sup>rd</sup> Attempt
accept			
inactive			
illegal			
submarine			
interact			
calendar			
information			
adoration			
sadly			
usually			



Stage: 4

Revision – spelling rules we have learned in Stage 4.

List: 31

Name:

## Spellings

accept

inactive

illegal

submarine

interact

calendar

information

adoration

sadly

usually

i	a	e	y	g	i	n	t	e	r	a	c	t	c	d	q
i	n	a	f	i	n	f	o	r	m	a	t	i	o	n	a
l	h	n	d	p	f	a	n	k	h	o	p	n	b	x	u
l	b	z	m	o	d	m	l	z	g	r	s	a	h	z	s
e	i	k	o	e	r	e	c	b	q	j	x	c	w	i	u
g	j	s	n	f	f	a	d	l	f	k	w	t	q	u	a
a	l	a	c	c	e	p	t	u	g	v	q	i	a	s	l
l	a	d	p	m	l	o	x	i	j	t	t	v	l	v	l
c	a	l	e	n	d	a	r	z	o	r	t	e	m	t	y
q	g	y	s	u	b	m	a	r	i	n	e	p	m	n	o

Can you find your spellings hidden in this word search?



Stage: 4

Revision – spelling rules we have learned in Stage 4.

List: 31

Answers:

## Spellings

accept

inactive

illegal

submarine

interact

calendar

information

adoration

sadly

usually

i	a	e	y	g	i	n	t	e	r	a	c	t	c	d	q
i	n	a	f	i	n	f	o	r	m	a	t	i	o	n	a
l	h	n	d	p	f	a	n	k	h	o	p	n	b	x	u
l	b	z	m	o	d	m	l	z	g	r	s	a	h	z	s
e	i	k	o	e	r	e	c	b	q	j	x	c	w	i	u
g	j	s	n	f	f	a	d	l	f	k	w	t	q	u	a
a	l	a	c	c	e	p	t	u	g	v	q	i	a	s	l
l	a	d	p	m	l	o	x	i	j	t	t	v	l	v	l
c	a	l	e	n	d	a	r	z	o	r	t	e	m	t	y
q	g	y	s	u	b	m	a	r	i	n	e	p	m	n	o

Can you find your spellings hidden in this word search?

# Spelling Shed

Stage: 4

List: 32

Revision – spelling rules we have learned in Stage 4.

Stage: 4

Revision – spelling rules we have learned in Stage 4.

List: 32



**Spelling Shed**

**Spellings**

chef

complete

expansion

poisonous

courageous

merriment

serious


breath

naughty

invention

Revision

Choose an activity from the Challenge Activity Pack





Stage: 4	Revision – spelling rules we have learned in Stage 4.
List: 32	Name:

Spellings	1 <sup>st</sup> Attempt	2 <sup>nd</sup> Attempt	3 <sup>rd</sup> Attempt
chef			
complete			
expansion			
poisonous			
courageous			
merriment			
serious			
breath			
naughty			
invention			



Stage: 4

Revision – spelling rules we have learned in Stage 4.

List: 32

Name:

## Spellings

chef

complete

expansion

poisonous

courageous

merriment

serious

breath

naughty

invention

Circle the 10 correct spellings below.

merriment

nawty

serrious

invention

expansion

infention

corageous

complete

chef

sereous

poisonous

breith

serious

breeth

poisonnous

shef

merryment

breath

expanssion

sheff

complete

couragous

courageous

compleat

expansion

nuaghty

poizonous

meriment

naughty

inventionsion

Cover your spelling list to make the task trickier!



Stage: 4

Revision – spelling rules we have learned in Stage 4.

List: 32

Answers:

Spellings

chef

complete

expansion

poisonous

courageous

merriment

serious

breath

naughty

invention

Circle the 10 correct spellings below.

merriment

nawty

serrious

invention

espansion

infention

corageous

complete

chef

sereous

poisonous

breith

serious

breeth

poisonnous

shef

merrymment

breath

expanssion

sheff

complete

couragous

courageous

compleat

expansion

nuaghty

poizonous

meriment

naughty

inventionsion

Cover your spelling list to make the task trickier!

# Spelling Shed

Stage: 4

List: 33

Revision – spelling rules we have learned in Stage 4.

Stage: 4

Revision – spelling rules we have learned in Stage 4.

List: 33



**Spelling Shed**

## Spellings

expression

musician

reluctantly

group

scene

circle

solar

supermarket

bicycle

except

## Revision

Choose an activity from the Challenge Activity Pack

Stage: 4

Revision – spelling rules we have learned in Stage 4.

List: 33

Name:



**Spelling Shed**

Spellings	1 <sup>st</sup> Attempt	2 <sup>nd</sup> Attempt	3 <sup>rd</sup> Attempt
expression			
musician			
reluctantly			
group			
scene			
circle			
solar			
supermarket			
bicycle			
except			



Stage: 4

Revision – spelling rules we have learned in Stage 4.

List: 33

Name:

Spellings

expression

musician

reluctantly

group

scene

circle

solar

supermarket

bicycle

except

Write the correct spelling into each sentence.

The \_\_\_\_\_ played the piano for a \_\_\_\_\_ of children.

The actors changed the \_\_\_\_\_ halfway through the play.

\_\_\_\_\_, the shy boy stood at the front of the assembly.

The people witnessed a spectacular \_\_\_\_\_ eclipse.

I like almost all foods \_\_\_\_\_ fish.

My racing \_\_\_\_\_ has two wheels.

Her \_\_\_\_\_ was one of delight as she opened the gift.

The \_\_\_\_\_ queues were really long.

The students sat in a \_\_\_\_\_ on the floor.



Stage: 4

Revision – spelling rules we have learned in Stage 4.

List: 33

Answers:

## Spellings

expression

musician

reluctantly

group

scene

circle

solar

supermarket

bicycle

except

Write the correct spelling into each sentence.

The **\_musician\_** played the piano for a **\_group\_** of children.

The actors changed the **\_scene\_** halfway through the play.

**\_reluctantly\_**, the shy boy stood at the front of the assembly.

The people witnessed a spectacular **\_solar\_** eclipse.

I like almost all foods **\_except\_** fish.

My racing **\_bicycle\_** has two wheels.

Her **\_expression\_** was one of delight as she opened the gift.

The **\_supermarket\_** queues were really long.

The students sat in a **\_circle\_** on the floor.

# Spelling Shed

Stage: 4

List: 34

Revision – spelling rules we have learned in Stage 4.

Stage: 4

Revision – spelling rules we have learned in Stage 4.

List: 34



**Spelling Shed**

**Spellings**

incorrect

illegible

subject

international

believe

preparation

coronation

wildly

bravely

thoughtfully

Revision

Choose an activity from the Challenge Activity Pack





Stage: 4

Revision – spelling rules we have learned in Stage 4.

List: 34

Name:

Spellings	1 <sup>st</sup> Attempt	2 <sup>nd</sup> Attempt	3 <sup>rd</sup> Attempt
incorrect			
illegible			
subject			
international			
believe			
preparation			
coronation			
wildly			
bravely			
thoughtfully			



Stage: 4

Revision – spelling rules we have learned in Stage 4.

List: 34

Name:

## Spellings

incorrect

illegible

subject

international

believe

preparation

coronation

wildly

bravely

thoughtfully

i	n						t	i	o	n		l		
							h							
											r			
r		i				e	g		b		e		b	
r									j		p			
				e										
				v			f		c					
				e							a			
t											t			
							l					d		y
							y							
											o			
											n			

Use your spellings, and the letters in the crossword, to work out the missing words.  
Which spelling is missing?



Stage: 4

Revision – spelling rules we have learned in Stage 4.

List: 34

Answers:

## Spellings

incorrect

illegible

subject

international

believe

preparation

coronation

wildly

bravely

thoughtfully

i	n	t	e	r	n	a	t	i	o	n	a	l			
n							h								
c				b			o		s		p				
o				e			u		u		r				
r			i	l	l	e	g	i	b	l	e		b		
r				i			h		j		p		r		
e				e			t		e		a		a		
c				v			f		c		r		v		
t				e			u		t		a		e		
							l				t		l		
							l			w	i	l	d	l	y
							y				o				
											n				

Use your spellings, and the letters in the crossword, to work out the missing words.  
Which spelling is missing?

# Spelling Shed

Stage: 4

List: 35

Revision – spelling rules we have learned in Stage 4.

Stage: 4

Revision

List: 35



Spelling Shed

**Spellings**

brochure

famous

tension

penniless

hideous

different

astronaut

completion

admission

mathematician

Revision

Choose an activity from the Challenge Activity Pack

Stage: 4

Revision – spelling rules we have learned in Stage 4.

List: 35

Name:



**Spelling Shed**

Spellings	1 <sup>st</sup> Attempt	2 <sup>nd</sup> Attempt	3 <sup>rd</sup> Attempt
brochure			
famous			
tension			
penniless			
hideous			
different			
astronaut			
completion			
admission			
mathematician			



Stage: 4

Revision – spelling rules we have learned in Stage 4.

List: 35

Name:

**Spellings**

brochure

famous

tension

penniless

hideous

different

astronaut

completion

admission

mathematician

**Draw a line to match each spelling to its definition.**

Permission  
given to  
enter.

Hardly any  
money.

The act of  
finishing.

Not alike.

A thin  
booklet.

Space  
traveller.

Something  
very well  
known.

Very ugly or  
unattractive.

A feeling of  
worry or  
anxiety.

Trained in  
study of  
numbers.

Stage: 4

Revision – spelling rules we have learned in Stage 4.

List: 35

Answers:



Spelling Shed

**Spellings**

brochure

A thin booklet.

famous

Something very well known.

tension

A feeling of worry or anxiety.

penniless

Hardly any money.

hideous

Very ugly or unattractive.

different

Not alike.

astronaut

Space traveller.

completion

The act of finishing.

admission

Permission given to enter.

mathematician

Trained in study of numbers.

# Spelling Shed

Stage: 4

List: 36

Revision – spelling rules we have learned in Stage 4.

Stage: 4

Revision – spelling rules we have learned in Stage 4.

List: 36



**Spelling Shed**

**Spellings**

gently

separate

affect

unexpectedly

potatoes

circus

insoluble


microphone

superhuman

bicentennial

Revision

Choose an activity from the Challenge Activity Pack



Stage: 4

Revision – spelling rules we have learned in Stage 4.

List: 36

Name:



**Spelling Shed**

Spellings	1 <sup>st</sup> Attempt	2 <sup>nd</sup> Attempt	3 <sup>rd</sup> Attempt
gently			
separate			
affect			
unexpectedly			
potatoes			
circus			
insoluble			
microphone			
superhuman			
bicentennial			



Stage: 4	Revision – spelling rules we have learned in Stage 4.
List: 36	

Use a dictionary to find out what your spellings mean.  
Create your own definition for 5 of your words.

Spellings
gently
separate
affect
unexpectedly
potatoes
circus
insoluble
microphone
superhuman
bicentennial

Your word	Your definition
<input type="text"/>	<input type="text"/>
<input type="text"/>	<input type="text"/>
<input type="text"/>	<input type="text"/>
<input type="text"/>	<input type="text"/>
<input type="text"/>	<input type="text"/>