

The background is a light purple color. At the top, there are three numbers: 4 (orange), 5 (light blue), and 6 (pink). At the bottom, there are three numbers: 7 (pink), 8 (yellow), and 9 (orange). On the left side, there is a green measuring tape, a yellow number 0, and an orange number 1. On the right side, there is a yellow ruler, a light blue number 2, and a pink number 3. In the bottom left corner, there is a pink calculator with a blue receipt coming out of it. In the bottom right corner, there is a blue and orange abacus. The main title is centered in a large white rounded rectangle.


# Times Tables Workshop

How to support your child through the Year 4 Multiplication Check

Mrs Porter and Mr Briggs

# Today's Aims:

- Different ways to practice times tables
- Times Table Rock Stars (TTRS)
- The Year 4 Multiplication Tables Check



You will need:

An ipad  
Your child's login details  
Pen and paper



<https://play.ttrockstars.com/auth/school>

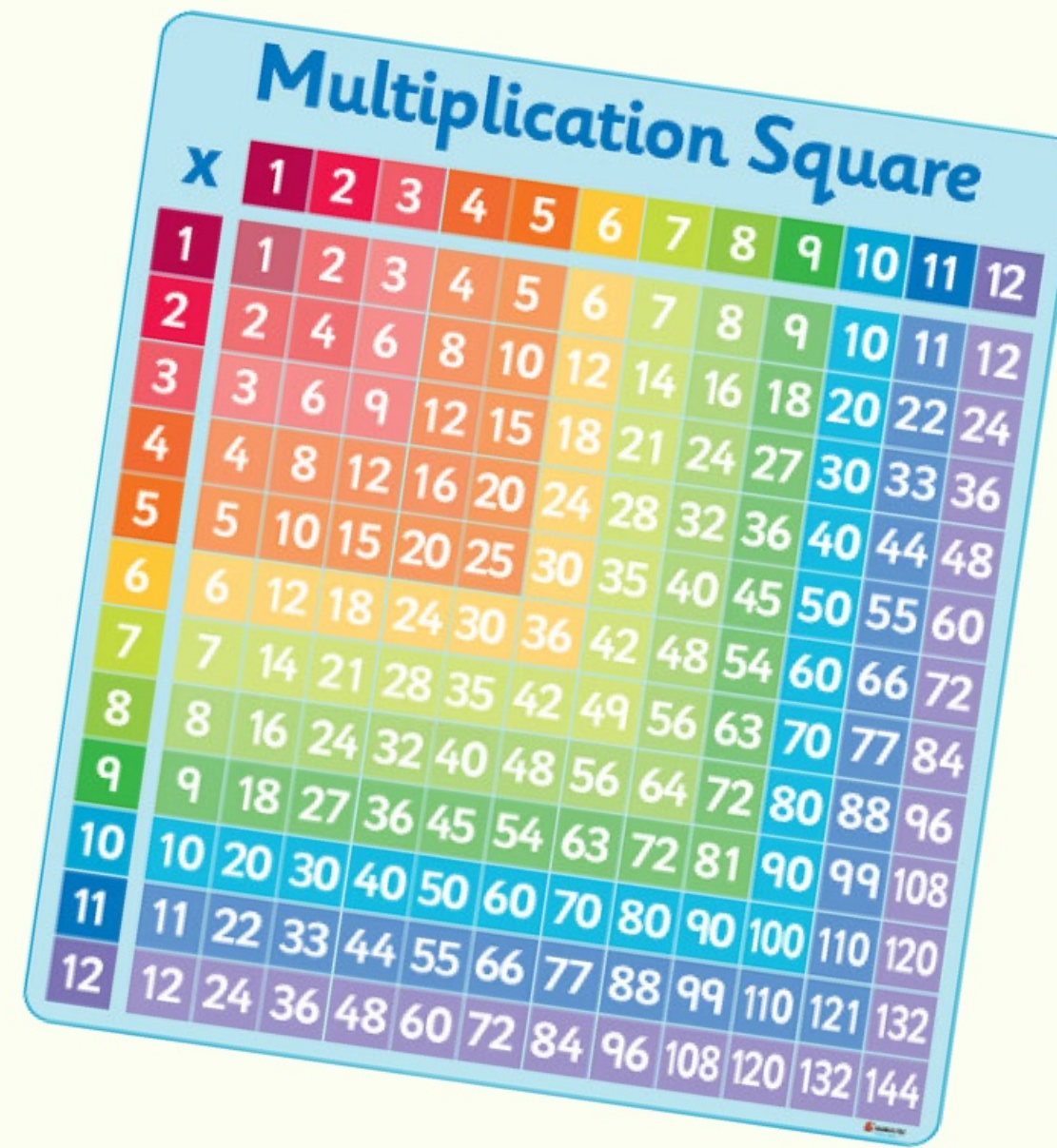
# What times tables do they need to know?

Your child needs to know  
all the times tables up to  
 $12 \times 12$ .

Year 2 -  $2x$ ,  $5x$ ,  $10x$

Year 3 -  $3x$ ,  $4x$ ,  $6x$  and  $8x$

Year 4 -  $7x$ ,  $9x$ ,  $11x$  and  $12x$



Multiplication Square

x	1	2	3	4	5	6	7	8	9	10	11	12
1	1	2	3	4	5	6	7	8	9	10	11	12
2	2	4	6	8	10	12	14	16	18	20	22	24
3	3	6	9	12	15	18	21	24	27	30	33	36
4	4	8	12	16	20	24	28	32	36	40	44	48
5	5	10	15	20	25	30	35	40	45	50	55	60
6	6	12	18	24	30	36	42	48	54	60	66	72
7	7	14	21	28	35	42	49	56	63	70	77	84
8	8	16	24	32	40	48	56	64	72	80	88	96
9	9	18	27	36	45	54	63	72	81	90	99	108
10	10	20	30	40	50	60	70	80	90	100	110	120
11	11	22	33	44	55	66	77	88	99	110	121	132
12	12	24	36	48	60	72	84	96	108	120	132	144

# Different ways to learn times tables

## Paper and Pencil

Print off a grid and get your child to fill it in

Times tables 

X	2	3	4	5	6	7	8	9	10	11	12
2											
3											
4											
5											
6											
7											
8											
9											
10											
11											
12											

## Songs

Some children learn through song.



**KS2 Maths: The 7 Times Table with Moonbeam**  
Be a Super Mover with Manchester City mascot, Moonbeam.  
BBC Teach

# Different ways to learn times tables

## Books & Board Games

...Or you could simply use a pack of cards.



## Counting sticks

Make a times table stick for home



# What is TTRS?

Times Tables Rock Stars is a maths programme that takes all the worry out of learning times tables and has a proven track record of boosting children's fluency.






4

5


6



2





3



0


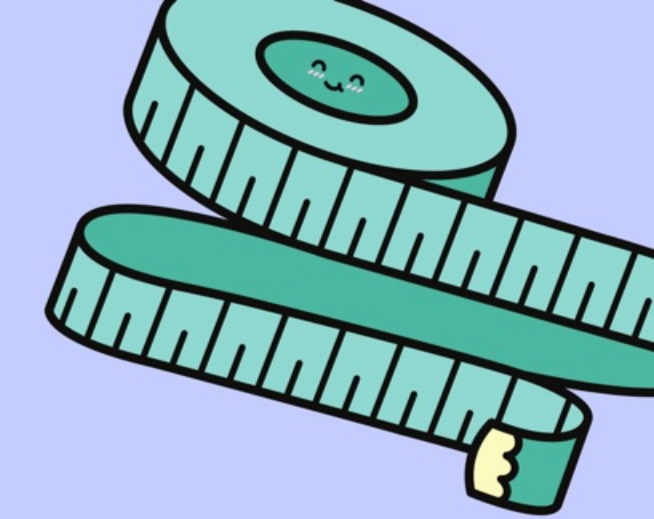

1




8

9



7



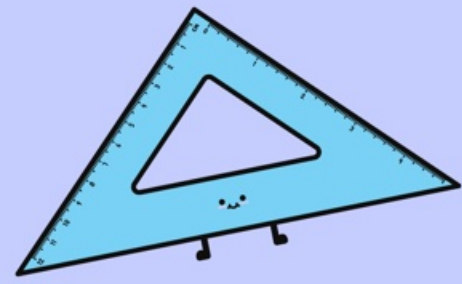



# Shout if you need help?






Now log onto TTRS with your child.


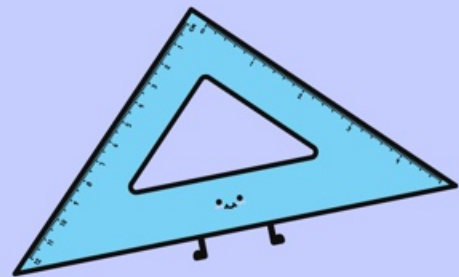




Demonstrate the games





Let's play!





Finally...

# YR4 Multiplication Tables Check



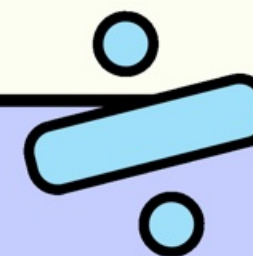
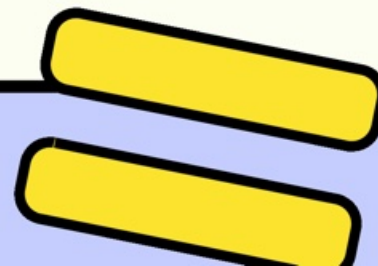


# The Boring Bits...

The multiplication tables check (MTC) is statutory for all Year 4 pupils registered at state-funded maintained schools, special schools or academies, including free schools, in England.

The purpose of the MTC is to determine whether pupils can recall their times tables fluently, which is essential for future success in mathematics. It will help schools to identify pupils who have not yet mastered their times tables, so that additional support can be provided.

In 2025, schools must administer the MTC to all eligible year 4 pupils between **Monday 2 June and Friday 13 June**



0

1

2

3

4



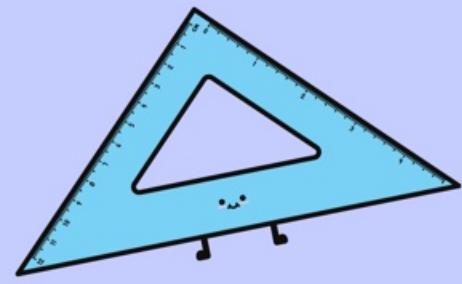

5

6

7

8




9



## Multiplication Tables Check - 2025

This Multiplication Tables Check practice test gives a good example of the real test at the end of year 4....



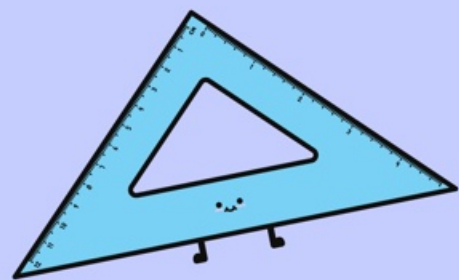

 [timestables.co.uk](https://www.timestables.co.uk)



# Time to test Mum and Dad

Use this space to apply concepts learned in previous slides.





You did great.

**Any questions?**

